

Quote		Order	
Billing/Shipping Information:			
Date:	Name:		
PO Number:	Address:		
Branch:	City:		
Mark For:	State:		
Dealer Contact:	Zip Code:		
Email Address:	Phone:		
Phone:			

A rugged and adaptable tilt-in-space wheelchair for active families



Key Features:

- 45° Tilt-in-Space
- Front or Rear Facing
- Height Adjustable Push Handle
- Cargo Basket
- Reclining Back to 160°
- Fully Horizontal Back (180°) w/ combo of Tilt-in-Space
- Angle Adjustable Legrest
- Compact Folding Design
- Adjustable Seat and Back Shell
- Footbrake



Mobility Base	Size 1	Size 2	Size 2XL	Size 3
Push Handle Height	30" - 43"	30" - 45"	34" - 49"	34" - 49"
Overall Width/Length - Switch adapter adds 10" to length	25"/36"	27"/36"	27"/36"	29"/38"
Wheel Diameter Front/Rear	7.5"/11"	7.5"/11"	7.5"/11"	7.5"/11"
Tilt-in-Space	45°	45°	45°	45°
Folded Size w/ Wheels	32" x 25" x 15"	32" x 27" x 15"	32" x 27" x 15"	32" x 29" x 17"
Folded Size w/ Front Center Wheel	40.5" x 24" x 20"	40.5" x 26" x 20"	40.5" x 26" x 20"	40.5" x 28" x 22"
Base Only Weight	19 lbs	19 lbs	19 lbs	20 lbs
Rider Weight Limit	110 lbs	110 lbs	110 lbs	110 lbs
IUS Seating System	Size 1	Size 2	Size 2XL	Size 3
Seat Depth	6" - 13"	9" - 16"	11" - 18"	11" - 18"
Seat Width	7" - 12"	9" - 14"	9" - 14"	14" - 17"
Lower Leg Length* (without optional risers)	8" - 15"	8" - 16"	8" - 16"	8" - 18"
Backrest Height	18" - 25"	21" - 30"	24" - 33"	24" - 33"
Height of Slots for Shoulder Straps	11" - 18"	13" - 22"	17" - 25"	17" - 25"
Recline	90° - 160° *with recline, backrest reaches 180°			90° - 130°
Seat only Weight	14 lbs	16 lbs	18 lbs	19 lbs
Footplate Dimension: External	12" x 7.5"	14" x 9"	14" x 9"	14" x 9"
Footplate Dimension: Internal	11.5" x 7"	13" x 8"	13" x 8"	13" x 8"

Transit Brackets crash tested according to ISO 7176-19 ANSI/RESNA WC/Vol. 1 - Section 19






**It is the responsibility of the CRT provider to determine the HCPCS code most appropriate for each circumstance. The HCPCS codes for reference only and are not to be deemed as legal advice. Actual coding and coverage varies by funding entities and the use of HCPCS does not guarantee coverage or payment.*

SIZE 1	REQUIRED SEAT & BASE COMPONENTS FOR ALL SIZES:				
	Hoggi Bingo Evolution Tilt In Space Mobility Base, Black, Size 1	E1234	3232-1000-032-WT	\$3,472	
	Hoggi Bingo Evolution Reclining Backrest, Size 1	E1014	3231-0155-032	\$613	Required
	Hoggi Bingo Evolution Elevating Legrest, Size 1	E0990	3231-2400	\$336	
	Hoggi Bingo Evolution IUS Seat Cushion, Size 1	E2292	3231-5100-1***	\$807	
	Hoggi Bingo Evolution IUS Ht. Adjustable Back Cushion, Size 1	E2293	3231-5100-2***	\$807	

SIZE 2	Hoggi Bingo Evolution Tilt In Space Mobility Base, Black, Size 2	E1234	3234-1000-032-WT	\$3,735	Required
	Hoggi Bingo Evolution Reclining Backrest, Size 2	E1014	3233-0155-032	\$623	
	Hoggi Bingo Evolution Elevating Legrest, Size 2/2XL	E0990	3233-2400	\$346	
	Hoggi Bingo Evolution IUS Seat Cushion, Size 2	E2292	3233-5100-1***	\$840	
	Hoggi Bingo Evolution IUS Ht. Adjustable Back Cushion, Size 2	E2293	3233-5100-2***	\$840	


SIZE 2XL	Hoggi Bingo Evolution Tilt In Space Mobility Base, Black, Size 2XL	E1234	3235-1000-032-WT	\$3,849	Required
	Hoggi Bingo Evolution Reclining Backrest, Size 2XL	E1014	3235-0155-032	\$623	
	Hoggi Bingo Evolution Elevating Legrest, Size 2/2XL	E0990	3233-2400	\$346	
	Hoggi Bingo Evolution IUS Seat Cushion, Size 2XL	E2292	3235-5100-1***	\$938	
	Hoggi Bingo Evolution IUS Ht. Adjustable Back Cushion, Size 2XL	E2293	3235-5100-2***	\$938	
	Hoggi Bingo Switch Extended Push Handle, Black, Size 2XL	K0108	SA-0042-MP	\$269	

SIZE 3	Hoggi Bingo Evolution Tilt In Space Mobility Base, Black, Size 3	E1161	3236-1000-032_SA355-WT	\$4,335	Required
	Hoggi Bingo Evolution Reclining Backrest, Size 3	E1225	3236-0155-032	\$960	
	Hoggi Bingo Evolution Elevating Legrest, Size 3	E0990	3236-2400	\$450	
	Hoggi Bingo Evolution IUS Seat Cushion, Size 3	K0108	3236-5100-1***	\$1,210	
	Hoggi Bingo Evolution IUS Ht. Adjustable Back Cushion, Size 3	K0108	3236-5100-2***	\$1,210	
	Hoggi Bingo Switch Extended Push Handle, Black, Size 3	K0108	SA-0046-MP	\$619	

UPHOLSTERY COLOR	PLEASE SELECT UPHOLSTERY COLOR: (REQUIRED)				
	Note: All items with *** at the end of the SKU will be the selected color.				
					CUSTOM COLOR PACKAGE
					
Black ***346	Berry ***347	Gray ***348	Turquoise ***349	Reed Green - \$2229 ***354	
Includes: <ul style="list-style-type: none"> • Reed Green Upholstery • Reed Green Canopy • White Wall Tires (not available for Respiratory base) 					

ONE SELECTION FROM EITHER SUPPORT OPTION REQUIRED BELOW:

HIP SUPPORTS/ARMRESTS



Hip Supports
Width Adjustable
**Attaching Hardware Required*

Size 1 (E0956) A: 5" B: 9" C: 7"-12"	3231-2600-***	\$124	
Size 2 (E09565) A: 6" B: 12" C: 9"-14"	3233-2600-***	\$135	
Size 3 (E0956) A: 7" B: 13" C: 14"-17"	3235-2600-***	\$147	
Adjustable Removable Hardware (E1034)	HHWDR (Required)	\$354	

Note: Hip Guides and Armrest mounts in same location. They cannot be used at the same time.



Height Adjustable Armrests
**Optional hip pads cover side plate (Black)*

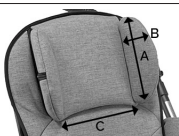
Size 1 Ht: 6", 6.5", 7" w/8" Pad	Armrests (E0973)	3231-3201	\$557	
	Hip Pads (E0956)	3201-5050-346	\$242	
Size 2 Ht: 6", 6.5", 7" w/10" Pad	Armrests (E0973)	3233-3201	\$557	
	Hip Pads (E0956)	3203-5050-346	\$242	
*Size 3 Ht: 9", 9.5", 10" w/10" Pad	Armrests (E0973)	3234-3201	\$587	
	Hip Pads (E0956)	3203-5050-346	\$242	

Note: Tray extension adapter required when using size 3 armrest with tray. (3232-2208-032) - See TRAY Options

OR

HEAD POSITIONING

OPTIONAL POSITIONING COMPONENTS:



Headrest Pads, Low Version
Pair (Color Matches Upholstery)

Size 1 (E0955) A: 6" B: 2" C: 6"	3231-7600-***	\$386	
Size 2/3 A: 7" B: 3" C: 8"	3233-7600-***	\$386	



Headrest Pads, High Version
Pair (Black)

Size 1 (E0955) A: 7" B: 4" C: 4"-5" D: 2"	3201-7600-346	\$557	
Size 2/3 A: 8" B: 4" C: 5"-9" D: 2"	3203-7600-346	\$571	



Anatomic Head/Neck Support
Bolt on, Height adjustable (Black)
**Not compatible with other headrest selections*


Size 1 (E0955)	3231-6900	\$792	
Size 2/3	3233-6900	\$805	



HEADALOFT™
Temporal & Sub-occipital support with 3 sizes flip-up forehead straps

Headaloft (K0108)	HEADALOFT	\$490	
-------------------	-----------	-------	--

UPPER BODY POSITIONING



Lateral Trunk Supports
Pair (Black)
Sizes compatible all seats based on client need
**Attaching Hardware Required*

Size 1 (E0956) A: 3" B: 4" C: 5"-9"	3231-7700-346	\$194	
Size 2 (E0956) A: 4" B: 5" C: 7"-11"	3233-7700-346	\$207	
Size 3 (E0956) A: 5" B: 6" C: 9"-12"	3234-7700-346	\$218	
Adjustable Removable Hardware (E1034)	LHWDR (Required)	\$390	

HARNES OPTIONS



5 Point Harness (Black)
**Not compatible with other pelvic belts*

One Size (E0960)	3201-6200-346	\$306	
------------------	---------------	-------	--




Neoprene Chest Harness (Black)

Size 1 (E0960) A: 1.5" B: 4" C: 6" D: 4" E: 3" F: 7" G: 10"	3201-5600-346HW	\$198	
Size 2 (E0960) A: 2" B: 4" C: 8" D: 4" E: 4.5" F: 8" G: 14"	3201-5700-346HW	\$198	
Size 3 (E0960) A: 2" B: 5" C: 9.5" D: 5" E: 5.5" F: 9" G: 17"	3203-5600-346HW	\$198	

Note: 5 Point Harness OR a Chest Harness and Pelvic/Hip Belt are required for safe vehicle transit.

LOWER BODY POSITIONING



Medial Thigh Support (Black)
Sizes compatible all seats based on client need
***Attaching Hardware Required**

Size 1 (E0957) A: 3.5" B: 2" C: 4"	3231-7800-346	\$165	
Size 2 (E0957) A: 4" B: 3" C: 4"	3231-7900-346	\$165	
Size 3 (E0957) A: 5" B: 4" C: 4"	3233-7800-346	\$165	
Adjustable Removable Hardware (E1034)	MTHWDR (Required)	\$331	

GROIN STRAP/BELT OPTIONS



Groin Strap / Leg Harness (Black)

Size 1 (E0978)	3231-5300-346	\$282	
Size 2 (E0978)	3233-5300-346	\$293	



4 Point Lap Belt

One Size (E0978)	3231-6705HW	\$209	
------------------	-------------	-------	--



Lap Belt Plastic Buckle (Black)

Small 1.5" (E0978)	3201-6100HW	\$124	
Medium 2" (E0978)	3203-6100HW	\$124	

LOWER LEG POSITIONING



Foot Straps Pair (Black)
One Size (E0952)

3201-6300	\$85	
-----------	------	--



Ankle Cuffs Pair (Black)

Size 1 (K0108)	3201-6400	\$327	
Size 2 (K0108)	3203-6400	\$337	



Calf Pad Support Plate with Foam Insert

Size 1 (K0108)	3232-5190	\$126	
Size 2 (K0108)	3234-5190	\$126	
Size 3 (K0108)	3236-5190	\$188	



Extended Length Elevating Legrest Shaft (3" longer) (K0108)

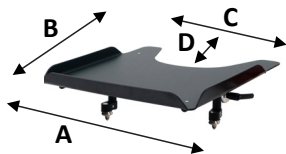
SA-0300/2-MP	\$226	
--------------	-------	--



Foot Risers (4") Set of 4 (K0108)

Riser4	\$97	
--------	------	--

TRAY OPTIONS



(Black)

A: 21" B: 19" C: 11" D: 6"
(HDWR E1028)

TRAY

Height Adjustment 7"-10"

***TRAY & Hardware Selection Required**

TRAY (One Size) (E0950)	TRAY	\$296	
Size 1: Mounting hardware, removable, & height adjustable	3231-8203	\$309	
Size 2/2XL: Mounting hardware, removable, & height adjustable	3233-8203	\$309	
Size 3: Mounting hardware, removable, & height adjustable	3236-8203	\$309	
Tray Extension Adapter (K0108) (for use with size 3 Armrests ONLY) Note: Tray extension adapter required when using size 3 armrest with tray.	3232-2208-032	\$225	

ADDITIONAL ACCESSORIES		Canopy with Rain Cover (Black)				Coupling Kit Connects Two Mobility Bases Together <i>*Must be same size base</i> <i>*Assembly Required</i> (K0108)		
	One Size (K0108)	3201-9300-032	\$501		SA-0321E	\$3,416		
		Grab Bar w/ Upholstery (Black)	Grab bar must be the same size as the seat.					
	Size 1 (K0108)	3231-8100-346	\$203					
	Size 2 (K0108)	3233-8100-346	\$214					
	Size 3 (K0108)	3236-8100-346	\$375					

COBRA INDOOR BASE		Cobra Indoor Base	Size 1	Size 2	Size 3
		Seat Height from Floor	11" - 24"	11" - 24"	11" - 24"
		Overall Width/Length	24" / 28"	24" / 28"	28" / 30"
		Tilt-in-Space	0 - 45°	0 - 45°	0 - 45°
		Overall Weight	25 lbs	25 lbs	25 lbs
		(K0108 or E1399)	3004-0000-032	3005-0000-032	3006-0000-032
	\$3,240	\$3,340	\$4,923		

RESPIRAOTRY & COMPLEX CARE EQUIPMENT OPTIONS		Oxygen Tank Holder Holds D & E Tanks. Easily Removable (E2208)				IV Pole Mounts to handle with angle adjustable hardware. Pole is removable. (K0105)		
		3231-4202	\$701		7000-0081	\$324		
		4" Seat Riser Modification (K0108) Raises seat 4" for greater storage capacity under seat and higher transfer height. With this modification, it is more difficult to release the seat in rear facing position.			Seat Adapter Kit To be used when using a size 1 seat with a respiratory base or a seat that is one size smaller than the base being requested (e.g., a size 1 or 2 seat with a size 2 or 3 base)			
	Respiratory Base	SA-0298-KP	\$810		Size 1 (K0108)	SA-0219-KP	\$510	
	Standard Base	SA-0298-KPS	\$810		Size 2 (K0108)	SA-0219-KP	\$510	
		Complex Respiratory Modification Required to modify the chassis to receive the actual equipment tray VENT TRAY NOT INCLUDED →			Respiratory Equipment Tray Consists of 3 different panels bolted into one unit. (E1029) <i>*Requires Complex Respiratory Modification</i> 3037-1002-032			
	Size 1, 2, & 2XL (K0108)	3239-1006-032	\$2,039		US3239-VENT	\$618		
Size 3 (K0108)	3239-1006-032_SA355	\$2,900						
Wheel Braking System & Lock (E2228) <i>*Required</i>	WBSL Right	\$1,298						
	WBSL Left	\$1,298						