

Quote	Order
Billing/Shipping Information:	
Date:	Name:
PO Number:	Address:
Branch:	
Mark For:	City:
Dealer Contact:	State:
Email Address:	Zip Code:
Phone:	Phone:



Safespace Room:



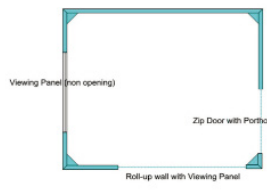
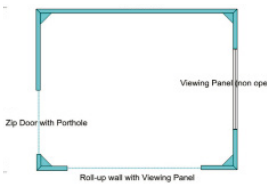
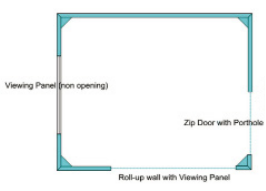
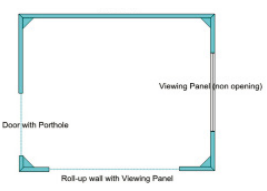
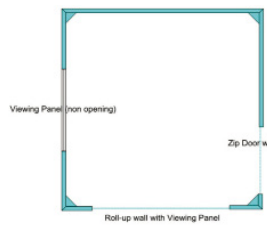
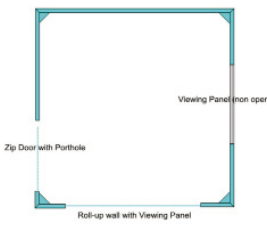
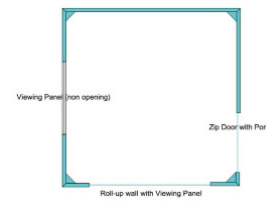
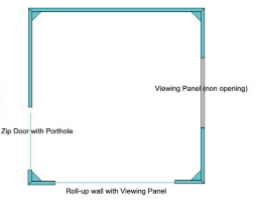
Each Safespace Room is REQUIRED to have a minimum of 10" of clearance around all sides for safety. Room Measurement design configuration is required. See page 3 of order form for instruction. This retail pricing sheet can be used for funding and quoting purposes. It is recommended that a design package be completed and a quotation provided before this retail order form is utilized for prior authorization purposes. **Contact sales@adaptiveimports.com to discuss and review individual specifications.**

****Suggested HCPSS is E1399****

Standard Package Includes:

All sizes include roll up wall with viewing panel and non-opening viewing panel on the right or left, Padded floor, Zip Back Covers, Water Resistant Floor Seams, and White Mesh Ceiling. Additional single zip door with porthole shaped window available on options AI 2, AI 3 and AI 4 only.

Note: Floor Mounts & Velcro Floor Mounting Included





























Size 1 Interior: Up to 79" x 39"		Size 3 Interior: Up to 98" x 79"	
AI 1L \$27,908  Roll-up wall with Viewing Panel AI 1 Includes standard foam mattress with PVC cover	AI 1R \$27,908  Roll-up wall with Viewing Panel	AI 3L \$30,883  Roll-up wall with Viewing Panel	AI 3R \$30,883  Roll-up wall with Viewing Panel
Size 2 Interior: Up to 59" x 59"		Size 4 Interior: Up to 98" x 98"	
AI 2LA \$28,190  Roll-up wall with Viewing Panel	AI 2RA \$28,190  Roll-up wall with Viewing Panel	AI 4L \$33,824  Roll-up wall with Viewing Panel	AI 4R \$33,824  Roll-up wall with Viewing Panel
Size 2 Interior: Up to 79" x 79"		Mattress Options	
AI 2LB \$28,190  Roll-up wall with Viewing Panel	AI 2RB \$28,190  Roll-up wall with Viewing Panel	AI 33 Standard Foam Fitted Mattress - PVC Cover - Single Size \$2,098 AI 34 Standard Foam Fitted Mattress - PVC Cover - Double Size \$2,823 AI 35 Memory Foam Fitted Mattress - Lycra Cover - Single Size \$2,569 AI 36 Memory Foam Fitted Mattress - Lycra Cover - Double Size \$3,294	

Customizable Options:

AI 6	Removeable window blind	\$306
AI 7	Visual Deterrent Panel	\$825
AI 8	Ceiling Visual Deterrent Panel	\$1,414
AI 13	Water Resistant Wall Seams (in addition to floor)	\$905
AI 14	Additional Viewing Panel (Non-zip Window)	\$706
AI 15	Additional Voyager shaped viewing panel (Circle or Triangle)	\$565
AI 16	Additional Zip Window	\$1,131
AI 17	Additional Netting (4") Under Window	No Charge
AI 18	Additional zip door with porthole shaped windows	\$943
AI 18.1	Ceiling View Deterrant Panel System (1 CVP & 2 VDP)	\$3,229.00
AI 19	Additional Roll-Up Wall	\$1,131
AI 20	Zip Back Covers (prevents occupant from opening from inside) Included in Packages	Included
AI 21	Fiber optic zip access	\$235
AI 22	Wall spacer brackets - set of 4	\$943
AI 93	Ballpool barrier up to 2m length (or 1 x 1 corner)	\$2,588
WALL PAD	custom exterior wall pad when minimum wall clearance is not possible	RFQ
AI 107	Velcro Floor Attaching System	Included
Custom	Ceiling window for projector* & white rear wall (*Projector not provided)	RFQ

Color Options:

(All Color Options are approximate, variations to be expected)

Wall Color (Required)	Floor Color (Required)	PVC Mattress Color (Optional)	Lycra Mattress Color (Optional)	External Corner Color (Optional)
       	   	    <p><i>*If selecting Lycra Mattress Upgrade, this is the bottom 1/2 color.</i></p>	 <p><i>*This is the top 1/2 color. Bottom 1/2 is PVC Mattress Color (selected left). NOT SUITABLE FOR USERS WHO HAVE BITING/CHEWING BEHAVIORS.</i></p>	          

Safespace Room Design Configuration (Required)

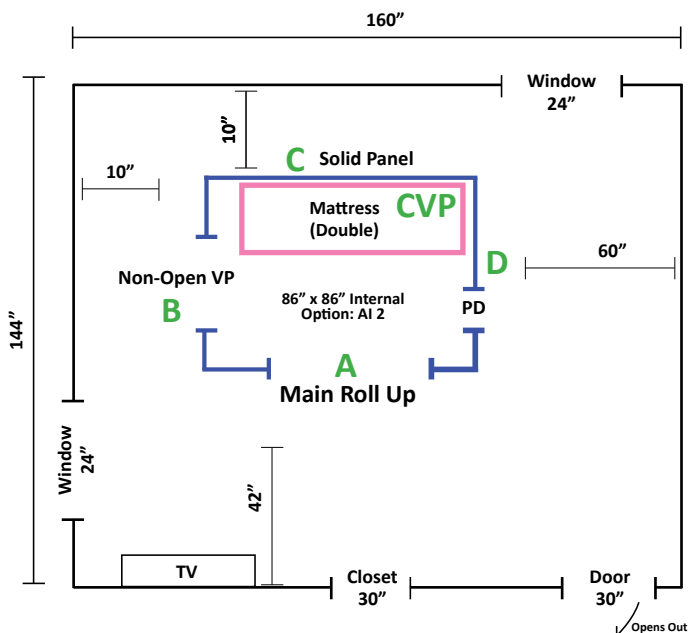
Please provide the information below and draw a diagram of the room the Safespace will be assembled in.
A computer drafted design will be created based on your submission for review.

Room Dimensions in Inches:	Obstacles that will remain in room with Safespace and need to remain accessible:	Accessory options to note on design sketch:
Length:	(Please check all options that apply)	(Please check all options that apply)
Width:	Closets	Ceiling View Panel (CVP)
Ceiling Height:	Window Location	Port Door (PD)
Door Width:	Outlets	Viewing Panel Window (opening or non-opening (VP))
Please check one door opening option:	Dresser/Bookshelves	Fiber Access Port (FP)
Door Opens Into Room	Ceiling Fan (may need to be modified based on Safespace height of 80")	White Wall (WW)
Door Opens Out	Other: _____	Mattress Placement
		Visual Deterrent Panels

Please Sketch Room Layout Below and Placement of Safespace Noting:

A as main roll up view panel **B** design for wall LEFT of A **C** design for wall OPPOSITE of A **D** design for wall RIGHT of A

Sample Sketch:



Your Sketch:

Comments:
