

Quote	Order
Billing/Shipping Information:	
Date:	Name:
PO Number:	Address:
Branch:	
Mark For:	City:
Dealer Contact:	State:
Email Address:	Zip Code:
Phone:	Phone:



Safespace Siesta:

The Siesta is designed for those who may have a lot of movement and strength, but are unable or disciplined to pull up or climb over the high sides. The fully customizable design makes it suitable for those with complex or varying nursing needs & those requiring a mechanical lift. Its robust "flex-out" sides can be kicked, punched, head-butted or rocked against, & help keep a person safe from injuries & from falling against hard surfaces, for example during seizures. **Contact sales@adaptiveimports.com to discuss and review individual specifications.**

****Suggested HCPCs is E1399****

Siesta Room Specifications:

Internal 78" x 36"
 55" foam floor to canopy
 49" top of mattress to canopy
 Mattress thickness 6"
 Front opening 59" x 47"
 Side opening 31" x 43"

External 89" x 46"
 Floor to top of unit 63"
 Floor to Base clearance for lift: 6"

Safe Workload
 Standard: 265 lbs

Clearance Requirements:
 Minimum Room Ceiling: 90"
 Top of Poles from Ceiling: 2"

Wall Clearance:
 Head and Foot Panels: 12" from surfaces
 Front/Rear Opening Panels: 22" from surfaces

Please see design selections on pages 2 and 3 for quote request.



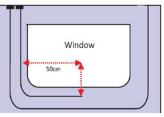
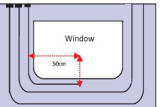


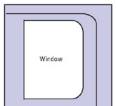
Standard Package Includes: (Required)

AI 71

\$25,920

Safespace Siesta with standard mattress with PVC cover, main zip opening w/ viewing panel.
Solid back wall. Viewing panel in head and foot end, water resistant floor seams.
Configuration selections required below:

Main Side and Opposite Side Configurations: (Required)

One Selection per column is Required		Main Side	Opposite Side	Head End	Foot End
<p>Option 1: Roll up wall w/ Viewing Panel</p>  <p>The zip is slightly below the top of the mattress. This is the standard opening for the main side and optional for the opposite side. (AI 28)</p>	N/C	AI 72 \$1,293	N/A	N/A	
<p>Option 2: Nursing Flap</p>  <p>The main zip is slightly below the top of the mattress. The nursing access panel zip is 6" above the top of the mattress. (AI 32)</p>	AI 32 \$754	AI 72 + AI 32 \$1,293 + \$754	N/A	N/A	
<p>Option 3: Frequent Access Opening</p>  <p>The main zip is slightly below the top of the mattress. The frequent access opening zip is 8" above the top of the mattress and opens 20" along the mattress length. (AI 96)</p>	AI 98 \$809	AI 72 + AI 98 \$1,293 + \$809	N/A	N/A	
<p>Option 4: Nursing Flap & Frequent Access Opening</p>  <p>The main zip is slightly below the top of the mattress. The nursing access panel zip is 6" above the top of the mattress. The frequent access opening zip is 8" above the top of the mattress and opens 20" along the mattress length. (AI 32 & AI 96)</p>	AI 32 + AI 98 \$754 + \$809	AI 72 + AI 32 + AI 98 \$1,293 + \$754 + \$809	N/A	N/A	
<p>Option 5: Solid wall without Viewing Panel</p>  <p>The standard configuration of the opposite side is a solid wall without window. Option 5=solid panel for both opposite wall and Head/Foot selection.</p>	N/A	N/C	N/C	N/C	
<p>Option 6: Non-Opening Viewing Panel</p>  <p>Non Opening viewing panel along opposite side. (AI 29)</p>	N/A	AI 29 \$706	N/C	N/C	
<p>Option 7: 'D' Shaped Zip Opening w/ Viewing Panel</p>  <p>Optional 'D' shaped zip opening for Head and/or Foot end. (AI 31)</p>	N/A	N/A	AI 73 \$646	AI 73 \$646	

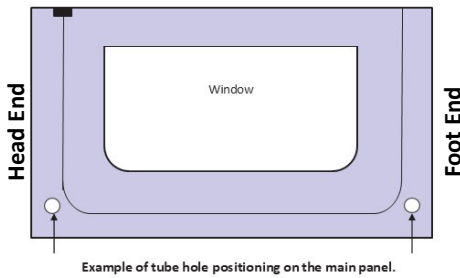
Customizable Options:

AI 108	Memory Foam Mattress Upgrade (Not suitable for individuals with chewing or biting behaviors.)	\$539	
AI 88	Foam Pad covered in PVC (to be attached to outside of Siesta with buckles on back for Head or Foot panel)	\$2,151	
AI 89	Foam Pad covered in PVC (to be attached to outside of Siesta with buckles on back for Head or Foot panel)	\$1,783	Head End \$1,783 Foot End
AI 102	Water Resistant Wall Seams	\$905	
AI 68	Foam Wedge and Cylinder 30°(20" tall x 36" wide) (9" dia. x 36" wide)	\$2,683	
AI 69	Foam Wedge Only 30°(20" tall x 36" wide)	\$1,718	
AI 70	Foam Cylinder Only (9" dia. x 36" wide)	\$964	
AI 20	Zip Back	\$118	
AI 6	Removable Window Blind	\$306	

Tube Hole Options:

Options for tube holes:

Tube holes will be made 1" diameter unless you otherwise specified.



AI 30 Tubing Holes 1" Each

\$118 each

Which panel on are the tube holes to be positioned?	Number of tube holes required:	Diameter if different to standard 1":
Front Panel- head end		
Front Panel- foot end		
Back Panel- head end		
Back Panel- foot end		

Color Options:

(All Color Options are approximate, variations to be expected)

Wall Color (Required)	Floor Color (Required)	PVC Mattress Color (Optional)	Lycra Mattress Color (Optional)	External Corner Color (Optional)
<ul style="list-style-type: none"> Light Blue Light Pink Gray Lilac Light Green Sand Cream Aqua 	<ul style="list-style-type: none"> Dark Blue Fuchsia Plum Dark Green 	<ul style="list-style-type: none"> Dark Blue Fuchsia Plum Dark Green <p><i>*If selecting Lycra Mattress Upgrade, this is the bottom 1/2 color.</i></p>	<p style="text-align: center;">Black</p> <p><i>*This is the top 1/2 color. Bottom 1/2 is PVC Mattress Color (selected left). NOT SUITABLE FOR USERS WHO HAVE BITING/CHEWING BEHAVIORS.</i></p>	<ul style="list-style-type: none"> Light Blue Light Pink Gray Lilac Light Green Sand Cream Aqua Dark Blue Fuchsia Plum
Comments-Notes				