

BILLING/SHIPPING INFORMATION					
Date:		Name:			
PO Number:		Address:			
Branch:					
Mark for:		City:			
Dealer Contact:		State:			
Email Address:		Zip Code:			
Phone:		Phone:			
		QUOTE	<input type="checkbox"/>	ORDER	<input type="checkbox"/>

A simple to use, yet comprehensive standing system providing prone and upright positioning .
Abduction configuration option available on the size 1 model.



Multistander size 1



**Multistander with Abduction
Size 1 Only**



Multistander size 2

KEY FEATURES

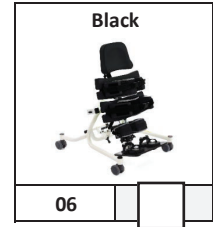


- Robust angle adjustment mechanism
- Angle adjustable footplate(s) as standard
- Polyurethane support surfaces with anti-microbial agent
- Lateral support pads include de-rotational straps to Correct Positioning

	Size 1 standard	Size 1 ABD	Size 2
Age Range (approx)	9 mths - 6 yrs	9 mths - 6 yrs	3 yrs - 13 yrs
User Height	24" - 46"	24" - 46"	43" - 61"
User Weight (max)	77 lbs	77 lbs	132 lbs
Chest/Hip Width	6" - 11"	6" - 11"	8" - 13"
Height (Footplate to top of upper support)	19" - 34"	20" - 35"	30" - 47"
Height (Floor to top of upper support board)	26" - 37"	26" - 37"	33" - 50"
Height (Floor to support board, at horizontal)	24"	24"	29"
Knee block width (center to center) min/max	5" - 8"	5" - 7"	5" - 8"
Footplate Angle	15° - 15°	15° - 15°	15° - 15°
Individual Leg Abduction - 5 degree increments	Trace	0° - 30°	Trace
Tilt-in-Space Angle	10° - 90°	10° - 90°	10° - 90°

Suggested HCPCS code: E0641**

***It is the responsibility of the CRT provider to determine the HCPCS code most appropriate for each circumstance. The HCPCS codes for reference only and are not to be deemed as legal advice. Actual coding and coverage varies by funding entities and the use of HCPCS does not guarantee coverage or payment.*


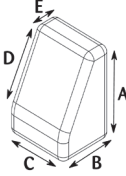

CHOOSE YOUR COLOR- All part numbers containing ** will color match


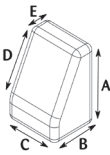




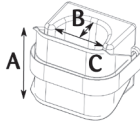
REQUIRED COMPONENTS

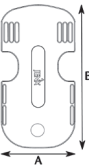
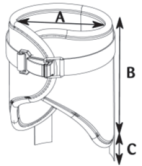



	Size 1	Size 1 ABD	Size 2
BASE	<p>White metal base with four locking casters and gas strut controlled angle adjustment including safety lock.</p> <p>A:30" B: 24"</p> <p>MUS01 \$1225</p>	<p>White metal base with four locking casters and gas strut controlled angle adjustment including safety lock.</p> <p>A: 30" B: 24"</p> <p>MUS01 (ABD) \$1225</p>	<p>White metal base with four locking casters and linear winding mechanism controlled angle adjustment.</p> <p>A: 42" B: 27"</p> <p>MUS02 \$1851</p>
COLUMN	<p>Support column for height adjustment and mounting support boards. Includes knee support receiver bracket. Size 1 Base only</p> <p>C1 \$957</p>	<p>Support column for height adjustment and mounting support boards. Includes individual abd legs and knee support receiver bracket. Size 1 Base Only</p> <p>C1ABD \$1826</p>	<p>Support column for height adjustment and mounting support boards. Includes knee support receiver bracket. Size 2 Base Only</p> <p>C2 \$1282</p>
FOOTPLATE	<p>One piece angle adjustable footplate offering plantar and dorsa flexion with mounting slots for sandals. Size 1 Base Only</p> <p>A: 15" B: 11"</p> <p>FP1 \$653</p>	<p>Individual angle adjustable footplates offering plantar and dorsa flexion with mounting slots for sandals. Size 1 ABD Base Only</p> <p>A:13" B: 6"</p> <p>FPABD \$931</p>	<p>One piece angle adjustable footplate offering plantar and dorsa flexion with mounting slots for sandals. Size 2 Base Only</p> <p>A: 15" B: 13"</p> <p>FP2 \$891</p>
SUPPORT BOARDS	<p>Independently adjustable thoracic and pelvic support boards with mounting slots for support pads. Made from hygienic PU.</p> <p>A: 18" B: 6" C:2"</p> <p>1B-** \$1061</p>	<p>Independently adjustable thoracic and pelvic support boards with mounting slots for support pads. Made from hygienic PU.</p> <p>A: 18" B: 6" C: 2"</p> <p>1B-** \$1061</p>	<p>Independently adjustable thoracic and pelvic support boards with mounting slots for support pads. Made from hygienic PU.</p> <p>A: 20" B: 7" C: 2"</p> <p>2B-** \$1517</p>

REQUIRED COMPONENTS- Please select one option from each section

TRUNK SUPPORT		Support pads with de-rotational straps (wedge shaped). Adjustable for height, width and angle. Pair			Support pads with de-rotational straps (paddle shaped). Memory foam, wrap-around pads with padded fabric cover. Pair	
	MB06-**	\$469	<input type="checkbox"/>	MB33	\$626	<input type="checkbox"/>
	Size 1	A: 4" B: 4" C: 4" D: 5" E: 1"		Size 1	A: 7" B: 3" C: .9"	
	MB07-**	\$521	<input type="checkbox"/>	MB34	\$667	<input type="checkbox"/>
	Size 2	A: 5" B: 4" C: 4" D: 6" E: 1"		Size 2	A: 9" B: 3" C: .9"	
	MB02-**	\$743	<input type="checkbox"/>	MB35	\$733	<input type="checkbox"/>
**Double Pad			A: 4" B: 4" C: 8" D: 5" E: 1"		Size 3	A: 9" B: 4" C: .9"

PELVIC SUPPORT		Support pads with de-rotational straps (wedge shaped). Adjustable for height, width and angle. Pair			MB02 Double Pad Support Image
	MB06-**	\$469	<input type="checkbox"/>		
	Size 1	A: 4" B: 4" C: 4" D: 5" E: 1"			
	MB07-**	\$521	<input type="checkbox"/>		
	Size 2	A: 5" B: 4" C: 4" D: 6" E: 1"			
	MB02-**	\$743	<input type="checkbox"/>		
**Double Pad			A: 4" B: 4" C: 8" D: 5" E: 1"		

KNEE SUPPORT		PU knee blocks adjustable for height, width angle and depth. Complete with padded de-rotational knee straps. Pair		MB09-**	\$416	<input type="checkbox"/>
	Size 1	A: 4" B: 2" C: 3"		MB04-**	\$483	<input type="checkbox"/>
	Size 2	A: 5" B: 2.5" C: 4"				

FOOT POSITIONING		Dimensions	Sandals	Sandal Risers	Sandals w/Ankle Snug	Dimensions		
	Size 1	A: 3" B: 7"				Size 1	A: 5"-9" B: 5" C: 0" - 9"	
	Size 2	A: 4" B: 8.7"				Size 2	A: 7" - 12" B: 5" C: 0" - 9"	
	Sandals Ensure solid foot placement for effective leg positioning and standing. Pair		Sandal Risers Contain 4 blocks measuring .7" each and designed for use with 1 foot. Black			Sandals w/Ankle Snug Offers unique magnetic buckle which can be operated single handed, gray. Pair		
	Size 1	S16	\$178	<input type="checkbox"/>	Size 1	S19	\$387	<input type="checkbox"/>
	Size 2	S2	\$203	<input type="checkbox"/>	Size 2	S21	\$438	<input type="checkbox"/>
	Size 3	S3	\$218	<input type="checkbox"/>	Size 3	N/A		
			SWP178 Add'l screw pack for 2:2 combination			\$34		

OPTIONAL COMPONENTS

HEAD SUPPORT	<p>Multigrip Headrest Provides height, depth and angle adjustment. Includes removable black fabric cover. Available with 1 (A+B) 2 (A+B+C) or 3 (A+B+C+D) link sets. Black</p> <p>A: 5 B: 3." C: 3." D: 3"</p> <table border="1"> <tr> <td>MH06 (A-B)</td> <td>\$708</td> <td><input type="checkbox"/></td> <td><input type="checkbox"/></td> </tr> <tr> <td>MH01 01 (A-C)</td> <td>\$770</td> <td><input type="checkbox"/></td> <td><input type="checkbox"/></td> </tr> <tr> <td>MH05 (A-D)</td> <td>\$797</td> <td><input type="checkbox"/></td> <td><input type="checkbox"/></td> </tr> </table>	MH06 (A-B)	\$708	<input type="checkbox"/>	<input type="checkbox"/>	MH01 01 (A-C)	\$770	<input type="checkbox"/>	<input type="checkbox"/>	MH05 (A-D)	\$797	<input type="checkbox"/>	<input type="checkbox"/>	<p>Molded Head Support Anatomically molded polyurethane headrest for children who require minimal – moderate head support. Comes mounted on a flexible fixing bracket giving adjustment for height depth and angle.</p> <p>A: 8 B: 11"</p>	<table border="1"> <tr> <td>MH07-**</td> <td>\$588</td> <td><input type="checkbox"/></td> <td><input type="checkbox"/></td> </tr> </table>	MH07-**	\$588	<input type="checkbox"/>	<input type="checkbox"/>
	MH06 (A-B)	\$708	<input type="checkbox"/>	<input type="checkbox"/>															
	MH01 01 (A-C)	\$770	<input type="checkbox"/>	<input type="checkbox"/>															
MH05 (A-D)	\$797	<input type="checkbox"/>	<input type="checkbox"/>																
MH07-**	\$588	<input type="checkbox"/>	<input type="checkbox"/>																
TRAY ACCESSORIES	<p>Tray for use in prone or supine. Easy to attach and adjust for height, angle and depth and includes a tray infill for use in prone standing. Gray</p> <p>A: 26" B: 18" C: 15" D: 13" (w/insert)</p> <p>Compatible with Size 1 only</p> <table border="1"> <tr> <td>MT02</td> <td>\$802</td> <td><input type="checkbox"/></td> <td><input type="checkbox"/></td> </tr> </table> <p>A: 27" B: 21" C: 18" D 16" (w/insert)</p> <p>Compatible with Size 2 only</p> <table border="1"> <tr> <td>MT03</td> <td>\$1104</td> <td><input type="checkbox"/></td> <td><input type="checkbox"/></td> </tr> </table>	MT02	\$802	<input type="checkbox"/>	<input type="checkbox"/>	MT03	\$1104	<input type="checkbox"/>	<input type="checkbox"/>	<p>Elbow Blocks Used to encourage arms into a midline position and/or to block excessive retraction. Gray Pair</p> <p>A: 3.9" B: 3.3" C: 5.5"</p>	<table border="1"> <tr> <td>UBEB</td> <td>\$286</td> <td><input type="checkbox"/></td> <td><input type="checkbox"/></td> </tr> </table>	UBEB	\$286	<input type="checkbox"/>	<input type="checkbox"/>				
	MT02	\$802	<input type="checkbox"/>	<input type="checkbox"/>															
	MT03	\$1104	<input type="checkbox"/>	<input type="checkbox"/>															
UBEB	\$286	<input type="checkbox"/>	<input type="checkbox"/>																
ADDITIONAL ACCESSORIES	<p>Zip Waistcoat Harness Provides additional trunk and shoulder stability for children with low tone. Zips from bottom up, Black</p> <table border="1"> <tr> <td>A: 2" B: 13" C: 6" D: 6" HB02CB</td> <td>\$334</td> <td><input type="checkbox"/></td> <td><input type="checkbox"/></td> </tr> <tr> <td>A: 3" B: 15" C: 7" D: 7" HB03CB</td> <td>\$354</td> <td><input type="checkbox"/></td> <td><input type="checkbox"/></td> </tr> <tr> <td>A: 3" B: 16" C: 8" D: 7" HB04CB</td> <td>\$376</td> <td><input type="checkbox"/></td> <td><input type="checkbox"/></td> </tr> </table>	A: 2" B: 13" C: 6" D: 6" HB02CB	\$334	<input type="checkbox"/>	<input type="checkbox"/>	A: 3" B: 15" C: 7" D: 7" HB03CB	\$354	<input type="checkbox"/>	<input type="checkbox"/>	A: 3" B: 16" C: 8" D: 7" HB04CB	\$376	<input type="checkbox"/>	<input type="checkbox"/>	<p>Prone Chest Prompt A small, foam sternal prompt used to encourage extension of the thorax and help improve head control. Comes with (2) color matching fabric support board covers.</p>	<table border="1"> <tr> <td>MB03</td> <td>\$443</td> <td><input type="checkbox"/></td> <td><input type="checkbox"/></td> </tr> </table>	MB03	\$443	<input type="checkbox"/>	<input type="checkbox"/>
	A: 2" B: 13" C: 6" D: 6" HB02CB	\$334	<input type="checkbox"/>	<input type="checkbox"/>															
	A: 3" B: 15" C: 7" D: 7" HB03CB	\$354	<input type="checkbox"/>	<input type="checkbox"/>															
	A: 3" B: 16" C: 8" D: 7" HB04CB	\$376	<input type="checkbox"/>	<input type="checkbox"/>															
MB03	\$443	<input type="checkbox"/>	<input type="checkbox"/>																
<p>Multigrip Body Support Can be used as a shoulder protractor in Supine or to provide additional lumbar support between the trunk and pelvic boards. Compatible with size 2 only. Use of the Multigrip Body Support extends user height range by 6"</p> <p>A: 11" B: 2" C: 3"</p>	<table border="1"> <tr> <td>MUS2SS-**</td> <td>\$521</td> <td><input type="checkbox"/></td> <td><input type="checkbox"/></td> </tr> </table>	MUS2SS-**	\$521	<input type="checkbox"/>	<input type="checkbox"/>														
MUS2SS-**	\$521	<input type="checkbox"/>	<input type="checkbox"/>																

HEADALOFT

Additional External Head Support Option

<p>HeadAloft includes:</p> <ul style="list-style-type: none"> -Adjustable, removable, padded headrest with (2) buckle attachment straps-3 different sized, flip-away head support straps -Occipital support cushion 	
HEADALOFT	\$490