

BILLING/SHIPPING INFORMATION				
Date:			Name:	
PO Number:			Address:	
Branch:				
Mark for:			City:	
Dealer Contact:			State:	
Email Address:			Zip Code:	
Phone:			Phone:	
	QUOTE		ORDER	

A rugged and adaptable tilt-in-space wheelchair for active families

KEY FEATURES

- 45 Deg. Tilt in Space
- Front or Rear Facing
- Height Adj. Push Handle
- Cargo Basket
- Reclining Back to 160 Deg.
- Fully Horizontal Back (180 deg) w/ combo of Tilt & Recline
- Angle Adj. Legrest
- Compact Folding Design
- Adjustable Seat and Back Shell
- Footbrake



Mobility Base	(Special Order)			
	Size 1	Size 2	Size 2XL	Size 3
Push Handle Height	30" - 43"	30" - 45"	34" - 49"	34" - 49"
Overall Width/Length	25"/36"	27"/36"	27"/36"	29"/38"
Wheel Diameter Front/Rear	7.5"/11"	7.5"/11"	7.5"/11"	7.5"/11"
Tilt-in-Space	45°	45°	45°	45°
Folded size w/Wheels	32" x 25" x 15"	32" x 27" x 15"	32" x 27" x 15"	32" x 29" x 17"
Base only Weight	19 lbs	19 lbs	19 lbs	20 lbs
Rider Weight Limit	110 lbs	110 lbs	110 lbs	110 lbs
Total Weight Capacity (Seat + Rider) Standard Base	132 lbs	132 lbs	132 lbs	132 lbs
Total Weight Capacity (Seat + Rider) Respiratory Base	154 lbs	154 lbs	154 lbs	154 lbs
IUS Seating System				
Seat Depth	6" - 13"	9" - 16"	11" - 18"	11" - 18"
Seat Width	7" - 12"	9" - 14"	9" - 14"	14" - 17"
Lower Leg Length* (without optional risers)	8" - 15"	8" - 16"	8" - 16"	8" - 18"
Backrest Height	18" - 25"	21" - 30"	24" - 33"	24" - 33"
Height of Slots for Shoulder Straps	11" - 18"	13" - 22"	17" - 25"	17" - 25"
Recline	90° - 160° *with recline, backrest reaches 180°			90° - 130°
Seat only Weight	14 lbs	16 lbs	18 lbs	19 lbs

Transit Brackets crash tested according to ISO 7176-19 ANSI/RESNA WC/Vol. 1 - Section 19

**It is the responsibility of the CRT provider to determine the HCPCS code most appropriate for each circumstance. The HCPCS codes for reference only and are not to be deemed as legal advice. Actual coding and coverage varies by funding entities and the use of HCPCS does not guarantee coverage or payment.*

REQUIRED COMPONENTS

SIZE 1	Tilt In Space Mobility Base, Size 1, Black	E1234	3232-1000-032-WT	\$3,472	
	Reclining Backrest, Size 1	E1014	3231-0155-032	\$613	
	Elevating Legrest, Size 1	E0990	3231-2400	\$336	
	Bingo Evolution IUS Seat Cushion, Size 1	E2292	3231-5100-1***	\$807	
	Bingo Evolution IUS Ht. Adjustable Back Cushion, Size 1	E2293	3231-5100-2***	\$807	

SIZE 2	Tilt In Space Mobility Base, Size 2, Black	E1234	3234-1000-032-WT	\$3,735	
	Reclining Backrest, Size 2	E1014	3233-0155-032	\$623	
	Elevating Legrest, Size 2	E0990	3233-2400	\$346	
	Bingo Evolution IUS Seat Cushion, Size 2	E2292	3233-5100-1***	\$840	
	Bingo Evolution IUS Ht. Adjustable Back Cushion, Size 2	E2293	3233-5100-2***	\$840	

SIZE 2XL	Tilt In Space Mobility Base, Size 2XL, Black	E1234	3235-1000-032-WT	\$3,849	
	Reclining Backrest, Size 2XL	E1014	3235-0155-032	\$643	
	Elevating Legrest, Size 2	E0990	3233-2400	\$346	
	Bingo Evolution IUS Seat Cushion, Size 2XL	E2292	3235-5100-1***	\$938	
	Bingo Evolution IUS Ht. Adjustable Back Cushion, Size 2XL	E2293	3235-5100-2***	\$938	
	2XL Extended Push Handle, Black	K0108	SA-0042-MP	\$269	

Size 3 Special Order 12 Week Lead Time

SIZE 3	Tilt In Space Mobility Base, Size 3, Black	E1161	3236-1000-032-WT	\$4,335	
	Reclining Backrest, Size 3	E1014	3236-0155-032	\$960	
	Elevating Legrest, Black	E0990	3236-2400	\$450	
	Bingo Evolution IUS Depth Adj. Seat + Upholstery	K0108	3236-5100-1***	\$1,210	
	Bingo Evolution IUS Ht. Adjustable Back + Upholstery	K0108	3236-5100-2***	\$1,210	
	3 Extended Push Handle, Black	K0108	SA-0046-MP	\$619	

UPHOLSTERY COLOR				
	Black	Berry Soft	Gray Soft	Turquoise Soft
	*** 346	*** 347	*** 348	*** 349

Please Note: All items with *** at the end of the SKU will be the selected color.

ONE SELECTION FROM THE TWO OPTIONS BELOW IS REQUIRED

	Hip Supports Width Adjustable *Attaching Hardware Required		
Size 1 A: 5" B: 9" C: 7"-12" (E0956)	3231-2600-***	\$124	
Size 2 A: 6" B: 12" C: 9"-14" (E0956)	3233-2600-***	\$135	
Size 2XL/3 A: 7" B: 13" C: 9"-14" (E0956)	3235-2600-***	\$147	
Adjustable, removable hardware required (E1028)	HHWDR	\$354	

OR

	Height Adjustable Armrests *Optional hip pads cover side plate (Black)		
Short w/8" Pad	Armrests (E0973)	3231-3201	\$557
	Hip Pads (E0956)	3201-5050-346	\$242
Short w/10" Pad	Armrests (E0973)	3233-3201	\$557
	Hip Pads (E0956)	3203-5050-346	\$242
Tall w/10" Pad	Armrests (E0973)	3234-3201	\$587
	Hip Pads (E0956)	3203-5050-346	\$242

Note Hip Guides and Armrests mount in same location. They cannot be used at the same time

Note: Tray is not compatible with size 3 armrests

OPTIONAL POSITIONING COMPONENTS

HEAD POSITIONING		Headrest Pads, Low Version Pair (Color Matches Upholstery)		
	Size 1 (E0955) A: 6" B: 2" C: 6"	3231-7600-***	\$386	
	Size 2 (E0955) A: 7" B: 3" C: 8"	3233-7600-***	\$386	
		Anatomic Head/Neck Support Bolt on, height adjustable, (Black) <small>*not compatible with any other headrest selection</small>		
	Size 1 (E0955)	3231-6900	\$792	
	Size 2 (E0955)	3233-6900	\$805	

	Headrest Pads, High Version Pair (Black)		
Size 1 (E0955) A: 7" B: 4" C: 4-5" D: 2"	3201-7600-346	\$557	
Size 2 (E0955) A: 8" B: 4" C: 5-9" D: 2"	3203-7600-346	\$571	
	HEADALOFT™ Temporal & Suboccipital support w/ 3 sizes flip-up forehead straps		
Headaloft (K0108)	HEADALOFT	\$490	

UPPER BODY POSITIONING		Lateral Trunk Supports Pair (Black) **Requires Hardware (LHWDR)		
	Size 1 (E0956) A: 3" B: 4" C: 5"-9"	3231-7700-346	\$194	
	Size 2 (E0956) A: 4" B: 5" C: 7"-11"	3233-7700-346	\$207	
	Size 3 (E0956) A: 5" B: 6" C: 7"-11"	3234-7700-346	\$218	
	Required hardware (E1028)	LHWDR	\$390	
		5 Point Harness (Black) <small>*Not compatible with other pelvic belts</small>		
One Size (E0960)	3201-6200-346	\$306		

	Chest Harness (Black)		
Size 1 (E0960) A: 7" B: 4" C: 3" D: 7" E: 11"	3201-5600-346	\$310	
Size 2 (E0960) A: 9" B: 5" C: 4" D: 9" E: 14"	3201-5700-346	\$310	
Size 3 (E0960) A: 9" B: 5" C: 4" D: 11" E: 16"	3203-5600-346	\$323	

NOTE: 5 Point Harness **OR** a Chest Harness and Pelvic/Hip Belt are required for safe vehicle transit

LOWER BODY POSITIONING		Medial Thigh Support (Black) ** Requires Hardware (MTHWDR)		
	Size 1 A: 3.5" B: 2" C: 4" (E0957)	3231-7800-346	\$165	
	Size 2 A: 4" B: 3" C: 4" (E0957)	3231-7900-346	\$165	
	Size 3 A: 5" B: 4" C: 4" (E0957)	3233-7800-346	\$165	
	Required swing away, removable hardware (E1028)	MTHWDR	\$331	
		Groin Strap/Leg Harness (Black)		
	Size 1 (E0978)	3231-5300-346	\$282	
	Size 2 (E0978)	3233-5300-346	\$293	
		Ankle Cuffs Pair (Black)		
	Size 1 (K0108)	3201-6400	\$327	
Size 2 (K0108)	3203-6400	\$337		

	Lap Belt Plastic Buckle (Black)		
One Size (E0978)	3201-6100	\$203	


	4 Point Lap Belt		
Small (E0978)	3231-6702	\$435	
Medium (E0978)	3231-6703	\$435	


	Footstraps Pair (Black)		
One Size (E0952)	3201-6300	\$85	

ADDITIONAL OPTIONS		Canopy with Rain Cover (Black)			
	One Size (K0108)	3201-9300-346	\$501		
		E0950	Tray, one size, gray *requires hardware selection below, Trays are NOT COMPATIBLE with TALL Armrests		
	A: 21" B: 19" C: 11" D: 6"	E1028	Mounting hardware, removable. Size 1	TRAY	\$296
			Mounting hardware, removable & ht. adjustable Size 1	3231-8201	\$309
			Mounting hardware, removable, Size 2/2XL	3231-8203	\$397
			Mounting hardware, removable & ht. adjustable, Size 2/2XL	3233-8201	\$309
			Mounting hardware, removable & ht. adjustable, Size 2/2XL	3233-8203	\$397
			Mounting hardware, removable & ht. adjustable, Size 3	3236-8203	\$454
	Footrest Risers (4") Set of 4	Riser4	\$97		
	K0108				




	Grab bar w/ upholstery (Black)		
Size 1 (K0108)	3231-8100-346	\$203	
Size 2/2XL (K0108)	3233-8100-346	\$214	
Size 3 (K0108)	3236-8100-346	\$375	


Extended Length Elevating Legrest Shaft (3" longer)	SA-0300/2-MP	\$226	
	K0108		


ADDITIONAL OPTIONS		Calf Pad Support Plate with Foam Insert			
	Size 1 (K0108)	3232-5190	\$126		
	Size 2 (K0108)	3234-5190	\$126		
	Size 3 (K0108)	3236-5190	\$188		
		Cobra Indoor Base Black			
		Seat height from floor			
		Overall Width/Length			
		Tilt-in-space			
		Overall weight			
		K0108 or E1399			

	Coupling Kit Connects 2 Mobility Bases together *Must be same size base		
	K0108		
	SA-0321E	\$3,416	

Size 1	Size 2	Size 3
11" - 24"	11" - 24"	11" - 24"
24"/28"	26"/28"	28"/30"
0 - 45°	0 - 45°	0 - 45°
25 lbs	25 lbs	27 lbs
3004-0000-032	3005-0000-032	3006-0000-032
\$3,240	\$3,340	\$4,923

RESPIRATORY & COMPLEX CARE EQUIPMENT OPTIONS		Oxygen Tank Holder Black. Holds D and E tanks. Easily removable			
	E2208	3231-4202	\$701		
		4" Seat Riser Modification Raises entire seat by 4" for greater storage capacity under seat and higher caregiving height. With this modification, it is more difficult to release the seat in rear facing position			
	K0108	SA-0298-KP	\$810		
		Complex Respiratory Modification			
		Includes modified frame, increasing weight capacity to 154 lbs. VENT TRAY NOT INCLUDED			
Size 1, 2 & 2XL		K0108	3239-1006-032	\$2,039	
	Size 3	K0108	3239-1006-032G	\$2,900	
Wheel Braking System & Lock *Required	E2228	WBSL Right	\$1,298		
		WBSL Left	\$1,298		

	IV Pole Mounts to handle with angle adjustable hardware. Pole is easily removable		
K0105	7000-0081	\$324	

	Respiratory Equipment Tray		
	Consists of 3 different panels bolted into one unit.		
	*Req. Complex Resp. Mod. 3239-1006-032		
E1029	US3239-VENT	\$618	

Seat Adapter Kit: Allows a smaller seat to be used on larger mobility base with Complex Respiratory Modification. *Required if using size 1 seat AND Complex Respiratory Modification OR size 2 seat on size 3 base			
Size 1 Seat (K0108)	SA-0219-KP	\$510	
Size 2 Seat (K0108)	SA-0219-KP	\$510	