

| BILLING/SHIPPING INFORMATION | | | | |
|------------------------------|--------------|--|--------------|--|
| Date: | | | Name: | |
| PO Number: | | | Address: | |
| Branch: | | | | |
| Mark for: | | | City: | |
| Dealer Contact: | | | State: | |
| Email Address: | | | Zip Code: | |
| Phone: | | | Phone: | |
| | QUOTE | | ORDER | |

A rugged and adaptable tilt-in-space wheelchair for active families

KEY FEATURES

- 45 Deg. Tilt in Space
- Front or Rear Facing
- Height Adj. Push Handle
- Cargo Basket
- Reclining Back to 160 Deg.
- Fully Horizontal Back (180 deg) w/ combo of Tilt & Recline
- Angle Adj. Legrest
- Compact Folding Design
- Adjustable Seat and Back Shell
- Footbrake



| Mobility Base | (Special Order) | | | |
|--|---|-----------------|-----------------|-----------------|
| | Size 1 | Size 2 | Size 2XL | Size 3 |
| Push Handle Height | 30" - 43" | 30" - 45" | 34" - 49" | 34" - 49" |
| Overall Width/Length | 25"/36" | 27"/36" | 27"/36" | 29"/38" |
| Wheel Diameter Front/Rear | 7.5"/11" | 7.5"/11" | 7.5"/11" | 7.5"/11" |
| Tilt-in-Space | 45° | 45° | 45° | 45° |
| Folded size w/Wheels | 32" x 25" x 15" | 32" x 27" x 15" | 32" x 27" x 15" | 32" x 29" x 17" |
| Base only Weight | 19 lbs | 19 lbs | 19 lbs | 20 lbs |
| Rider Weight Limit | 110 lbs | 110 lbs | 110 lbs | 110 lbs |
| Total Weight Capacity (Seat + Rider) Standard Base | 132 lbs | 132 lbs | 132 lbs | 132 lbs |
| Total Weight Capacity (Seat + Rider) Respiratory Base | 154 lbs | 154 lbs | 154 lbs | 154 lbs |
| IUS Seating System | | | | |
| Seat Depth | 6" - 13" | 9" - 16" | 11" - 18" | 11" - 18" |
| Seat Width | 7" - 12" | 9" - 14" | 9" - 14" | 14" - 17" |
| Lower Leg Length* (without optional risers) | 8" - 15" | 8" - 16" | 8" - 16" | 8" - 18" |
| Backrest Height | 18" - 25" | 21" - 30" | 24" - 33" | 24" - 33" |
| Height of Slots for Shoulder Straps | 11" - 18" | 13" - 22" | 17" - 25" | 17" - 25" |
| Recline | 90° - 160° *with recline, backrest reaches 180° | | | 90° - 130° |
| Seat only Weight | 14 lbs | 16 lbs | 18 lbs | 19 lbs |

Transit Brackets crash tested according to ISO 7176-19 ANSI/RESNA WC/Vol. 1 - Section 19

**It is the responsibility of the CRT provider to determine the HCPCS code most appropriate for each circumstance. The HCPCS codes for reference only and are not to be deemed as legal advice. Actual coding and coverage varies by funding entities and the use of HCPCS does not guarantee coverage or payment.*

REQUIRED COMPONENTS

| | | | | | |
|---------------|---|-------|------------------|---------|--|
| SIZE 1 | Tilt In Space Mobility Base, Size 1, Black | E1234 | 3232-1000-032-WT | \$3,472 | |
| | Reclining Backrest, Size 1 | E1014 | 3231-0155-032 | \$613 | |
| | Elevating Legrest, Size 1 | E0990 | 3231-2400 | \$336 | |
| | Bingo Evolution IUS Seat Cushion, Size 1 | E2292 | 3231-5100-1*** | \$807 | |
| | Bingo Evolution IUS Ht. Adjustable Back Cushion, Size 1 | E2293 | 3231-5100-2*** | \$807 | |

| | | | | | |
|---------------|---|-------|------------------|---------|--|
| SIZE 2 | Tilt In Space Mobility Base, Size 2, Black | E1234 | 3234-1000-032-WT | \$3,735 | |
| | Reclining Backrest, Size 2 | E1014 | 3233-0155-032 | \$623 | |
| | Elevating Legrest, Size 2 | E0990 | 3233-2400 | \$346 | |
| | Bingo Evolution IUS Seat Cushion, Size 2 | E2292 | 3233-5100-1*** | \$840 | |
| | Bingo Evolution IUS Ht. Adjustable Back Cushion, Size 2 | E2293 | 3233-5100-2*** | \$840 | |

| | | | | | |
|-----------------|---|-------|------------------|---------|--|
| SIZE 2XL | Tilt In Space Mobility Base, Size 2XL, Black | E1234 | 3235-1000-032-WT | \$3,849 | |
| | Reclining Backrest, Size 2XL | E1014 | 3235-0155-032 | \$643 | |
| | Elevating Legrest, Size 2 | E0990 | 3233-2400 | \$346 | |
| | Bingo Evolution IUS Seat Cushion, Size 2XL | E2292 | 3235-5100-1*** | \$938 | |
| | Bingo Evolution IUS Ht. Adjustable Back Cushion, Size 2XL | E2293 | 3235-5100-2*** | \$938 | |
| | 2XL Extended Push Handle, Black | K0108 | SA-0042-MP | \$269 | |

Size 3 Special Order 12 Week Lead Time

| | | | | | |
|---------------|--|-------|------------------|---------|--|
| SIZE 3 | Tilt In Space Mobility Base, Size 3, Black | E1161 | 3236-1000-032-WT | \$4,335 | |
| | Reclining Backrest, Size 3 | E1014 | 3236-0155-032 | \$960 | |
| | Elevating Legrest, Black | E0990 | 3236-2400 | \$450 | |
| | Bingo Evolution IUS Depth Adj. Seat + Upholstery | K0108 | 3236-5100-1*** | \$1,210 | |
| | Bingo Evolution IUS Ht. Adjustable Back + Upholstery | K0108 | 3236-5100-2*** | \$1,210 | |
| | 3 Extended Push Handle, Black | K0108 | SA-0046-MP | \$619 | |

| | | | | |
|-------------------------|---------|------------|-----------|----------------|
| UPHOLSTERY COLOR | | | | |
| | Black | Berry Soft | Gray Soft | Turquoise Soft |
| | *** 346 | *** 347 | *** 348 | *** 349 |
| | | | | |

Please Note: All items with *** at the end of the SKU will be the selected color.

ONE SELECTION FROM THE TWO OPTIONS BELOW IS REQUIRED

| | | | |
|---|---|-------|--|
| | Hip Supports Width Adjustable *Attaching Hardware Required | | |
| Size 1 A: 5" B: 9" C: 7"-12" (E0956) | 3231-2600-*** | \$124 | |
| Size 2 A: 6" B: 12" C: 9"-14" (E0956) | 3233-2600-*** | \$135 | |
| Size 2XL/3 A: 7" B: 13" C: 9"-14" (E0956) | 3235-2600-*** | \$147 | |
| Adjustable, removable hardware required (E1028) | HHWDR | \$354 | |

OR

| | | | |
|-----------------|---|---------------|-------|
| | Height Adjustable Armrests *Optional hip pads cover side plate (Black) | | |
| Short w/8" Pad | Armrests (E0973) | 3231-3201 | \$557 |
| | Hip Pads (E0956) | 3201-5050-346 | \$242 |
| Short w/10" Pad | Armrests (E0973) | 3233-3201 | \$557 |
| | Hip Pads (E0956) | 3203-5050-346 | \$242 |
| Tall w/10" Pad | Armrests (E0973) | 3234-3201 | \$587 |
| | Hip Pads (E0956) | 3203-5050-346 | \$242 |

Note Hip Guides and Armrests mount in same location. They cannot be used at the same time

OPTIONAL POSITIONING COMPONENTS

| | | | | |
|-------------------------|--|--|-------|--|
| HEAD POSITIONING | | Headrest Pads, Low Version Pair (Color Matches Upholstery) | | |
| | Size 1 (E0955) A: 6" B: 2" C: 6" | 3231-7600-*** | \$386 | |
| | Size 2 (E0955) A: 7" B: 3" C: 8" | 3233-7600-*** | \$386 | |
| | | Anatomic Head/Neck Support Bolt on, height adjustable, (Black) <i>*not compatible with any other headrest selection</i> | | |
| | Size 1 (E0955) | 3231-6900 | \$792 | |
| | Size 2 (E0955) | 3233-6900 | \$805 | |

| | | | |
|--|--|-------|--|
| | Headrest Pads, High Version Pair (Black) | | |
| Size 1 (E0955) A: 7" B: 4" C: 4-5" D: 2" | 3201-7600-346 | \$557 | |
| Size 2 (E0955) A: 8" B: 4" C: 5-9" D: 2" | 3203-7600-346 | \$571 | |

| | | | |
|--------------------------|--|-------|--|
| | HEADALOFT™ Temporal & Suboccipital support w/ 3 sizes flip-up forehead straps | | |
| Headaloft (K0108) | HEADALOFT | \$490 | |

| | | | | |
|-------------------------------|--|---|-------|--|
| UPPER BODY POSITIONING | | Lateral Trunk Supports Pair (Black) **Requires Hardware (LHWDR) | | |
| | Size 1 (E0956) A: 3" B: 4" C: 5"-9" | 3231-7700-346 | \$194 | |
| | Size 2 (E0956) A: 4" B: 5" C: 7"-11" | 3233-7700-346 | \$207 | |
| | Size 3 (E0956) A: 5" B: 6" C: 7"-11" | 3234-7700-346 | \$218 | |
| | Required hardware (E1028) | LHWDR | \$390 | |
| | | 5 Point Harness (Black) <i>*Not compatible with other pelvic belts</i> | | |
| One Size (E0960) | 3201-6200-346 | \$306 | | |

| | | | |
|--|---------------------------------|-------|--|
| | Chest Harness (Black) | | |
| Size 1 (E0960) A: 7" B: 4" C: 3" D: 7" E: 11" | 3201-5600-346 | \$310 | |
| Size 2 (E0960) A: 9" B: 5" C: 4" D: 9" E: 14" | 3201-5700-346 | \$310 | |
| Size 3 (E0960) A: 9" B: 5" C: 4" D: 11" E: 16" | 3203-5600-346 | \$323 | |

NOTE: 5 Point Harness **OR** a Chest Harness and Pelvic/Hip Belt are required for safe vehicle transit

LOWER BODY POSITIONING

| | | | |
|--|---|-------|--|
| | Medial Thigh Support (Black) ** Requires Hardware (MTHWDR) | | |
| Size 1 A: 3.5" B: 2" C: 4" (E0957) | 3231-7800-346 | \$165 | |
| Size 2 A: 4" B: 3" C: 4" (E0957) | 3231-7900-346 | \$165 | |
| Size 3 A: 5" B: 4" C: 4" (E0957) | 3233-7800-346 | \$165 | |
| Required swing away, removable hardware (E1028) | MTHWDR | \$331 | |
| | Groin Strap/Leg Harness (Black) | | |
| Size 1 (E0978) | 3231-5300-346 | \$282 | |
| Size 2 (E0978) | 3233-5300-346 | \$293 | |
| | Ankle Cuffs Pair (Black) | | |
| Size 1 (K0108) | 3201-6400 | \$327 | |
| Size 2 (K0108) | 3203-6400 | \$337 | |

| | | | |
|------------------|---|-------|--|
| | Lap Belt Plastic Buckle (Black) | | |
| One Size (E0978) | 3201-6100 | \$203 | |

| | | | |
|----------------|-------------------------|-------|--|
| | 4 Point Lap Belt | | |
| Small (E0978) | 3231-6702 | \$435 | |
| Medium (E0978) | 3231-6703 | \$435 | |


| | | | |
|------------------|-----------------------------------|------|--|
| | Footstraps Pair (Black) | | |
| One Size (E0952) | 3201-6300 | \$85 | |


| | | | |
|---------------------------|--|-------|--|
| | Grab bar w/ upholstery (Black) | | |
| Size 1 (K0108) | 3231-8100-346 | \$203 | |
| Size 2/2XL (K0108) | 3233-8100-346 | \$214 | |
| Size 3 (K0108) | 3236-8100-346 | \$375 | |

ADDITIONAL OPTIONS




| | | | |
|-------------------------------|--|--|-------|
| | Canopy with Rain Cover (Black) | | |
| One Size (K0108) | 3201-9300-346 | \$501 | |
| | E0950 | Tray, one size, gray *requires hardware selection below, Trays are NOT COMPATIBLE with TALL Armrests | |
| A: 21" B: 19" C: 11" D: 6" | E1028 | Mounting hardware, removable. Size 1 | \$296 |
| | | Mounting hardware, removable & ht. adjustable Size 1 | \$309 |
| | | Mounting hardware, removable, Size 2/2XL | \$397 |
| | | Mounting hardware, removable & ht. adjustable, Size 2/2XL | \$309 |
| | | Mounting hardware, removable & ht. adjustable, Size 3 | \$397 |
| Footrest Risers (4") Set of 4 | Riser4 | \$97 | |
| | K0108 | | |


| | | | |
|---|--------------|-------|--|
| Extended Length Elevating Legrest Shaft (3" longer) | SA-0300/2-MP | \$226 | |
| | K0108 | | |


| | | | | | |
|---------------------------|---|--|-------|--|--|
| ADDITIONAL OPTIONS |  | Calf Pad Support Plate with Foam Insert | | | |
| | Size 1 (K0108) | 3232-5190 | \$126 | | |
| | Size 2 (K0108) | 3234-5190 | \$126 | | |
| | Size 3 (K0108) | 3236-5190 | \$188 | | |
| |  | Cobra Indoor Base Black | | | |
| | | Seat height from floor | | | |
| | | Overall Width/Length | | | |
| | | Tilt-in-space | | | |
| | | Overall weight | | | |
| | | K0108 or E1399 | | | |

| | | | |
|--|--|---------|--|
|  | Coupling Kit Connects 2 Mobility Bases together *Must be same size base | | |
| | K0108 | | |
| | SA-0321E | \$3,416 | |

| | | |
|---------------|---------------|---------------|
| Size 1 | Size 2 | Size 3 |
| 11" - 24" | 11" - 24" | 11" - 24" |
| 24"/28" | 26"/28" | 28"/30" |
| 0 - 45° | 0 - 45° | 0 - 45° |
| 25 lbs | 25 lbs | 27 lbs |
| 3004-0000-032 | 3005-0000-032 | 3006-0000-032 |
| \$3,240 | \$3,340 | \$4,923 |

| | | | | |
|---|---|--|---------|--|
| RESPIRATORY & COMPLEX CARE EQUIPMENT OPTIONS |  | Oxygen Tank Holder Black. Holds D and E tanks. Easily removable | | |
| | E2208 | 3231-4202 | \$701 | |
| |  | 4" Seat Riser Modification Raises entire seat by 4" for greater storage capacity under seat and higher caregiving height. With this modification, it is more difficult to release the seat in rear facing position | | |
| | K0108 | SA-0298-KP | \$810 | |
| |  | Complex Respiratory Modification Includes modified frame, increasing weight capacity to 154 lbs. | | |
| | Size 1, 2 & 2XL K0108 | 3239-1006-032 | \$2,039 | |
| Size 3 K0108 | 3239-1006-032G | \$2,900 | | |
| Wheel Braking System & Lock *Required | E2228 | WBSL Right | \$1,298 | |
| | | WBSL Left | \$1,298 | |

| | | | |
|--|---|-------|--|
|  | IV Pole Mounts to handle with angle adjustable hardware. Pole is easily removable | | |
| K0105 | 7000-0081 | \$324 | |

| | | | |
|--|--|-------|--|
|  | Respiratory Equipment Tray | | |
| | Consists of 3 different panels bolted into one unit. | | |
| | *Req. Complex Resp. Mod. 3239-1006-032 | | |
| E1029 | US3239-VENT | \$618 | |

| | | | |
|---|------------|-------|--|
| Seat Adapter Kit: Allows a smaller seat to be used on larger mobility base with Complex Respiratory Modification. *Required if using size 1 seat AND Complex Respiratory Modification OR size 2 seat on size 3 base | | | |
| Size 1 Seat (K0108) | SA-0219-KP | \$510 | |
| Size 2 Seat (K0108) | SA-0219-KP | \$510 | |