

BILLING/SHIPPING INFORMATION			
Date:	Name:		
PO Number:	Address:		
Branch:			
Mark for:	City:		
Dealer Contact:	State:		
Email Address:	Zip Code:		
Phone:	Phone:		
	QUOTE	ORDER	



A rugged and adaptable tilt-in-space wheelchair for active families

KEY FEATURES

- 45 Deg. Tilt in Space
- Front or Rear Facing
- Height Adj. Push Handle
- Cargo Basket
- Reclining Back to 160 Deg.
- Fully Horizontal Back (180 deg) w/ combo of Tilt & Recline
- Angle Adj. Legrest
- Compact Folding Design
- Footbrake



Seating pictured above is for illustration purposes only. Dealer to supply aftermarket.

Mobility Base	Size 1	Size 2	Size 3 (Special Order)
Push Handle Height	30" - 43"	30" - 45"	34" - 49"
Overall Width/Length	25"/36"	27"/36"	29"/38"
Wheel Diameter Front/Rear	7.5"/11"	7.5"/11"	7.5"/11"
Tilt-in-Space	45°	45°	45°
Folded size w/Wheels	32" x 25" x 15"	32" x 27" x 15"	32" x 29" x 17"
Base only Weight	19 lbs	19 lbs	20 lbs
Rider Weight Limit	110 lbs	110 lbs	110 lbs
Total Weight Capacity (Seat + Rider) Standard Base	132 lbs	132 lbs	132 lbs
Total Weight Capacity (Seat + Rider) Respiratory Base	154 lbs	154 lbs	154 lbs
OT Plus Seat Shell *Separate Back, Seat and accessories supplied by dealer.			
Seat Depth	6" - 13"	9" - 16"	11" - 18"
Seat Width	custom - 12"	custom - 14"	custom - 17"
* When ordering aftermarket seating, max solid base width	11.75"	13.75"	16.75"
Back Cane Tubing Diameter	1"	1"	1"
Back Cane Height (Pan to top of cane)	15.5"	17"	23"
Lower Leg Length* (without optional risers)	8" - 15"	8" - 16"	8" - 18"
Recline	90° - 160° *with recline, backrest reaches 180°		90° - 130°
Seat only Weight	14 lbs	16 lbs	17 lbs


Transit Brackets crash tested according to ISO 7176-19 ANSI/RESNA WC/Vol. 1 - Section 19

**It is the responsibility of the CRT provider to determine the HCPCS code most appropriate for each circumstance. The HCPCS codes for reference only and are not to be deemed as legal advice. Actual coding and coverage varies by funding entities and the use of HCPCS does not guarantee coverage or payment.*


REQUIRED COMPONENTS

SIZE 1	Tilt In Space Mobility Base, Size 1, Black	E1234	3232-1000-032-WT	\$3,472	
	Size 1- Custom OT PLUS Frame Modification **Dealer Must supply all seating aftermarket	K0108	3231-3005-032	\$1,557	
	Reclining Backrest, Size 1	E1014	3232-0155	\$613	
	Elevating Legrest, Size 1	E0990	3231-2400	\$336	
SIZE 2	Tilt In Space Mobility Base, Size 2, Black	E1234	3234-1000-032-WT	\$3,735	
	Size 2- Custom OT PLUS Frame Modification **Dealer Must supply all seating aftermarket	K0108	3233-3005-032	\$1,657	
	Reclining Backrest, Size 2	E1014	3234-0155	\$623	
	Elevating Legrest, Size 2	E0990	3233-2400	\$346	
SIZE 3	Tilt In Space Mobility Base, Size 3, Black	E1161	3236-1000-032-WT	\$4,335	
	Size 3- Custom OT PLUS Frame Modification **Dealer Must supply all seating aftermarket	K0108	3236-3005-032	\$1,625	
	Reclining Backrest, Size 3	E1014	3236-0255-032	\$960	
	Elevating Legrest, Black	E0990	3236-2400	\$450	
	3 Extended Push Handle, Black	K0108	SA-0046-MP	\$619	

OPTIONAL COMPONENTS




UPPER BODY COMPONENTS			Height Adjustable Armrests			
			*Optional hip pads cover side plate (Black)			
	Short w/ 8" Pad	Armrests (E0973)	3231-3201	\$557		
		Hip Pads (E0956)	3201-5050-346	\$242		
	Medium w/ 10" Pad	Armrests (E0973)	3233-3201	\$557		
		Hip Pads (E0956)	3203-5050-346	\$242		
	Tall w/ 10" Pad	Armrests (E0973)	3234-3201	\$587		
Hip Pads (E0956)		3203-5050-346	\$242			


LOWERBODY COMPONENTS			Ankle Cuffs		
			Pair (Black)		
	Size 1 (K0108)		3201-6400	\$327	
Size 2 (K0108)		3203-6400	\$337		


		Footstraps		
		Pair (Black)		
One Size (E0952)		3201-6300	\$85	

ADDITIONAL OPTIONS		Canopy with Rain Cover (Black) <i>*Requires Adapter</i>				Grab bar w/ upholstery (Black)			
	One Size (K0108)	3201-9300-346	\$501		Size 1 (K0108)	3231-8100-346	\$203		
	Canopy Adapter	3231-3640	\$297.00		Size 2 (K0108)	3233-8100-346	\$214		
					Size 3 (K0108)	3236-8100-346	\$375		
		E0950	Tray, one size, gray <i>*requires hardware selection below</i> Trays are NOT COMPATIBLE with TALL Armrests			TRAY		\$296	
		E1028	Mounting hardware, removable. Size 1			3231-8201		\$309	
			Mounting hardware, removable & ht. adjustable Size 1			3231-8203		\$397	
			Mounting hardware, removable, Size 2/2XL			3233-8201		\$309	
			Mounting hardware, removable & ht. adjustable, Size 2/2XL			3233-8203		\$397	
	A: 21" B: 19" C: 11" D: 6"		Mounting hardware, removable & ht. adjustable, Size 3			3236-8203		\$454	
Footrest Risers (4") Set of 4	Riser4	\$97		Extended Length Elevating Legrest Shaft (3" longer)	SA-0300/2-MP	\$226			
	K0108				K0108				

ADDITIONAL OPTIONS		Coupling Kit Connects 2 Mobility Bases together <i>*Must be same size base</i>						
		K0108						
		SA-0321E	\$3,416					
		Cobra Indoor Base Black			Size 1	Size 2	Size 3	
		Seat height from floor			11" - 24"	11" - 24"	11" - 24"	
		Overall Width/Length			24"/28"	26"/28"	28"/30"	
		Tilt-in-space			0 - 45°	0 - 45°	0 - 45°	
		Overall weight			25 lbs	25 lbs	27 lbs	
		K0108 or E1399			3004-0000-032	3005-0000-032	3006-0000-032	
					\$3,240	\$3,340	\$4,923	

RESPIRATORY & COMPLEX CARE EQUIPMENT OPTIONS		Oxygen Tank Holder Black. Holds D and E tanks. Easily removable			
	E2208	3231-4202	\$701		
		4" Seat Riser Modification Raises entire seat by 4" for greater storage capacity under seat and higher caregiving height. With this modification, it is more difficult to release the seat in rear facing position			
	K0108	SA-0298-KP	\$810		
		Complex Respiratory Modification Includes modified frame, increasing weight capacity to 154 lbs.			
	*image includes dealer modifications				
	Size 1, 2 & 2XL	K0108	3239-1006-032	\$2,039	
	Size 3	K0108	3239-1006-032G	\$2,900	
	Wheel Braking System & Lock *Required	E2228	WBSL Right	\$1,298	
			WBSL Left	\$1,298	

	IV Pole Mounts to handle with angle adjustable hardware. Pole is easily removable			
K0105	7000-0081	\$324		

	Respiratory Equipment Tray Consists of 3 different panels bolted into one unit. *Req. Complex Resp. Mod. 3239-1006-032			
E1029	US3239-VENT	\$618		

Seat Adapter Kit: Allows a smaller seat to be used on larger mobility base with Complex Respiratory Modification. *Required if using size 1 seat AND Complex Resp Modification OR when using size 2 seat on size 3 base				
Size 1 Seat (K0108)	SA-0219-KP	\$510		
Size 2 Seat (K0108)	SA-0219-KP	\$510		