

Seating

Standing

Sleeping

Therapy

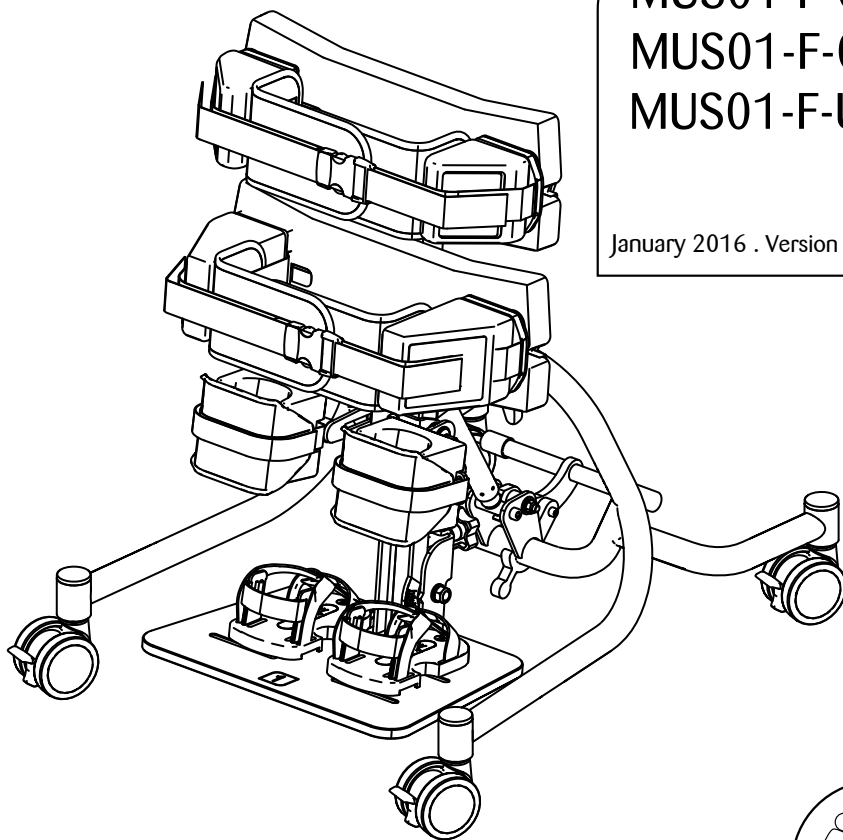
JENX[®]
Positioning for life



Instruction for use part 2 of 2

MUS01-F-06
MUS01-F-08
MUS01-F-US-08

January 2016 . Version 009



Read part 1 and part 2 before use





Carers and home users

Cuidadores y Usuarios
Assistenti ed utenti
Opiekunowie



Re-issue and stores

Reedición y Tiendas
Ortopedie
Sklepy



Professional and technical users

Profesionales y Usuarios Técnicos
Terapisti e Tecnici
Profesjonalisci

Product Labels

- Each Jenx product has a number of pictorial safety labels attached, please refer to the explanations below.
- El numero de serie está escrito en la pegatina CE (vea la image), que está en el producto.
- Siempre que se ponga en contacto con nosotros indiquenos este numero.
- Cada produto Jenx tem um número de etiquetas de segurança pictórica em anexo, referem-se às explicações abaixo.
- Kazdy wyrób firmy Jenx oznaczony jest szeregiem etykiet bezpieczeństwa w formie piktogramów. Ich opisy zamieszczono poniżej.



- Attention / Warning
- Regulaciones
- Attenção/ Aviso
- Attenzione/Avvertenza
- Uwaga!



- Please read Instruction for Use
- Por favor lea las intruciones
- Leia as instruções
- Leggere le istruzioni
- Prosimy, przeczytaj instrukcje



- Only for indoor use
- Solo para uso en el interior
- Apenas para utilizar em exteriores
- Solo per utilizzo al chiuso
- Tylko do użytku wewnątrz pomieszczeń



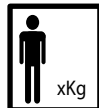
- Always fasten and adjust positioning straps and belts to suit the child. Adjust to suit changes in clothing. Allow one fingers width between the belt and the child.
- Presione y ajuste siempre las correas posicionadoras y los cinturones para que el producto sirva al niño. Ajuste siempre teniendo en cuenta los cambios de ropa. Deje siempre el espacio de un dedo de ancho entre el cinturón e el niño.
- Aperte e ajuste faixas e cintos de posicionamento para se adequar à criança. Ajuste de acordo com a mudança de roupa. Permitem largura de um dedo entre a correia e a criança.
- Allacciare le cinture e le cinghie di posizionamento e regolarle in base alle esigenze del bambino e in base agli indumenti indossati dal bambino. Verificare di riuscire a inserire un dito tra la cintura ed il bambino.
- Upewnij sie, że wszystkie pasy sa w użyciu



- Do not leave child unattended
- No deje el niño sin vigilancia
- NÃO UTILIZE como dispositivo de mobilidade.
- Nunca utilize o produto em solo irregular ou superficies desniveladas.
- Nie pozostawiaj dziecika bez opieki



- DO NOT USE as a mobility device Never use product on rough ground or uneven surface.
- NO USAR ESTO PRODUCTO como un dispositivo de movilidad.
- No usar esto producto en suelo o sobre superficies irregulares.
- NÃO UTILIZE como dispositivo de mobilidade. Nunca utilize o produto em solo irregular ou superficies desniveladas.
- NIE UŻYWAJ WYROBU, jako urządzenia transportowego. Nigdy nie korzystaj z wyrobu na nie równej, lub pochylej nawierzchni.



- User Weight Limit (changes per model and size)
- Peso limite del usuario (cambia por modelo y dimensiones)
- Limite peso de cliente (altera por modelo e tamanho)
- Portata massima (dipende dal modello e dalla misura)
- Maksymalna dopuszczalna waga użytkownika (zależna od wyrobu i jego rozmiaru)



- Conforms to CE Marking Regulations Medical Devices Directive (MDD) 93/42 EEC).
- Conformidad con la Marcação CE Regulaciones Directiva de Dispositivos Medicos(MDD) 93/42 EEC)
- Compatível com as Normas de Identificação da CE Directiva de Dispositivos Médicos (MDD) 93/42 EEC)
- Conforme alle disposizioni CE Direttiva riguardante i dispositivi medici 93/42 CEE
- Wyrób zgodny z wymaganiami zasadniczymi przepisów dot. oznakowania CEDyrektywa Wyrobów Medycznych (MDD) 93/42 EEC



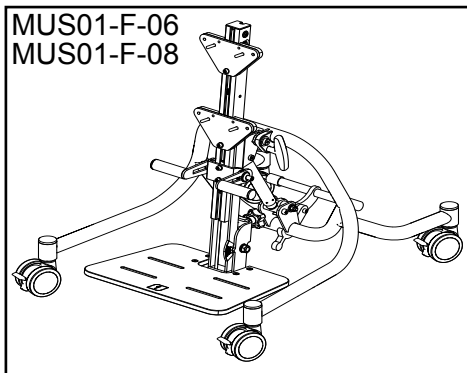
Jenx Limited, Wardsend Road, Sheffield S6 1RQ, United Kingdom
Tel: +44 (0) 114 285 3376
Email: export@jenx.com
www.jenx.com

JENX[®]
Positioning for life

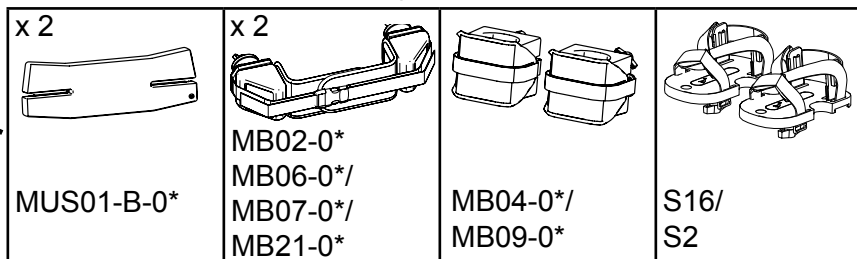
Minimum Safe Configuration - MUS01-F-06 MUS01-F-08



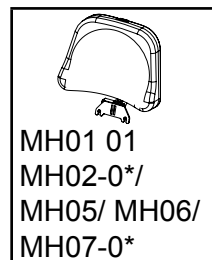
mínima de seguridad configuración
seguro mínimo configuração
minima di sicurezza configurazione
minimalna Bezpieczna konfiguracja



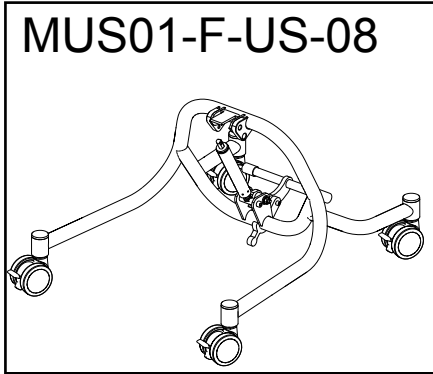
+



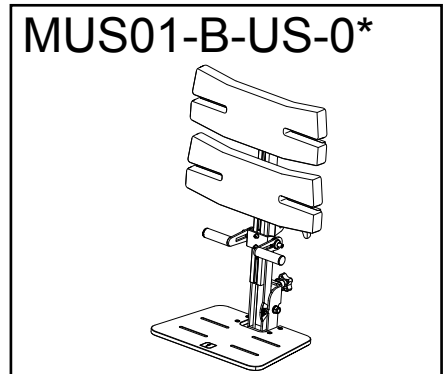
+



Minimum Safe Configuration- MUS01-F-US-08



+



+



<p>x 2</p> <p>MB02-0* MB06-0*/ MB07-0*/ MB21-0*</p>	<p>MB04-0*/ MB09-0*</p>	<p>S16/ S2</p>
---	-----------------------------	--------------------

+



MH01 01
MH02-0*/
MH05/MH06/
MH07-0*

Specification

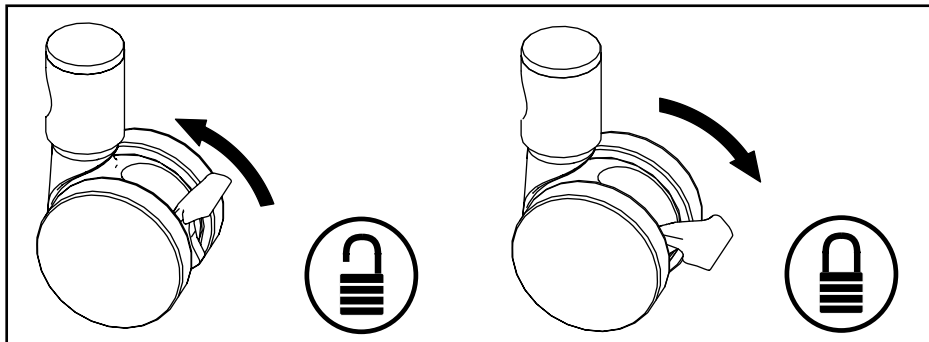


Especificación
 Dati tecnici
 Especificações
 Technické údaje

	<p>9 months - 6 + years</p>
	<p>Max: 35 kg</p>
	<p>Max: 1160 mm</p>
	<p>710 mm x 565 mm</p>
	<p>10° - 90° 10° - 90°</p>
	<p>Min: 150 mm Max: 260 mm</p>
	<p>Min: 120 mm Max: 200 mm</p>
	<p>Min: 495 mm Max: 900 mm</p>
	<p>+ 15° - 15°</p>

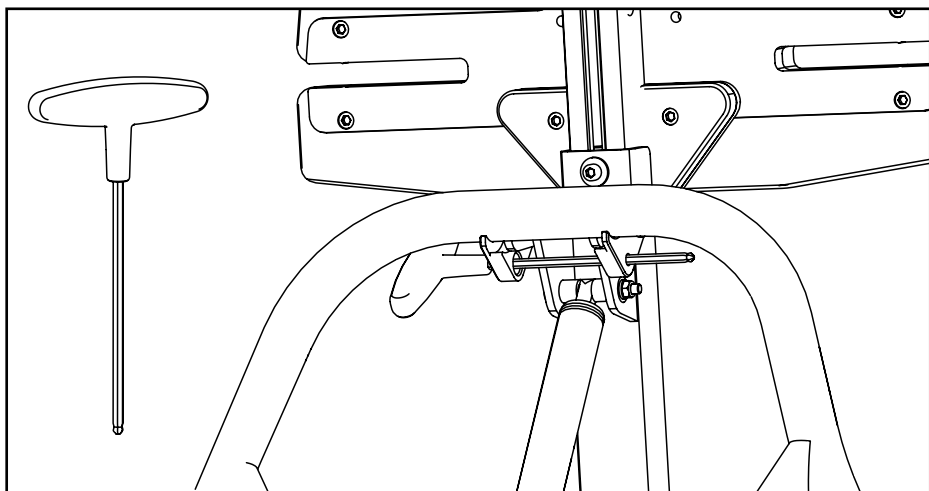
Castors

Rodízios
Ruedas
Ruote
Rolki



Allen Key

llave allen
brugola
chave allen
klucz imbusowy



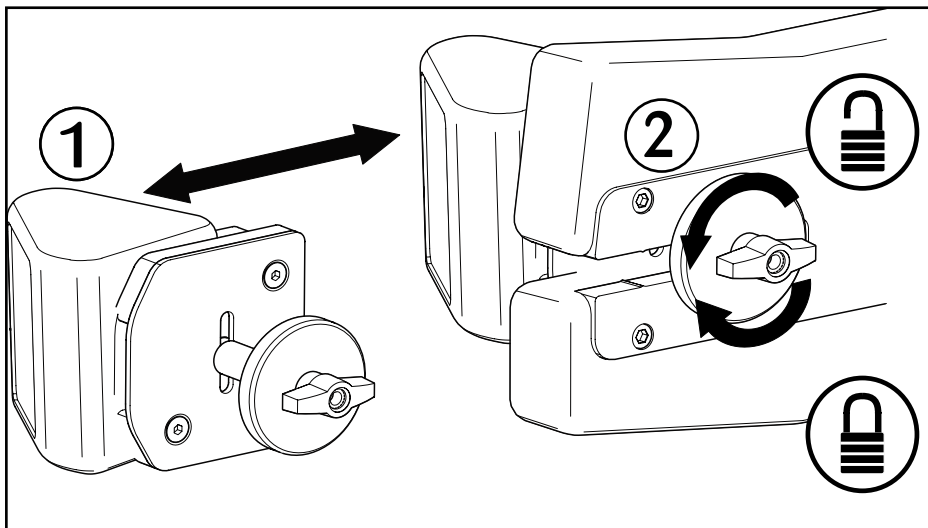
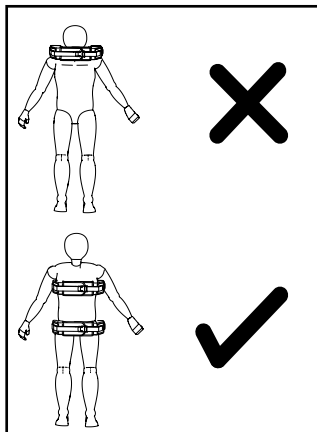
Jenx Limited, Wardsend Road, Sheffield S6 1RQ, United Kingdom
Tel: +44 (0) 114 285 3376
Email: export@jenx.com
www.jenx.com



Support Pads

Almohadilla de soporte
Apoio pad
Supporto pad
Wsparcie pad

MB06-0*
MB07-0*
MB21-0*
MB02-0*

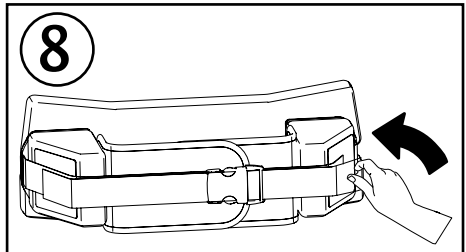
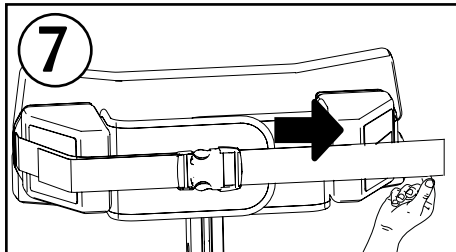
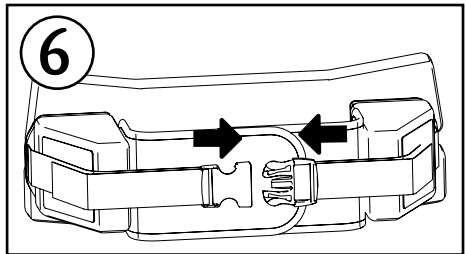
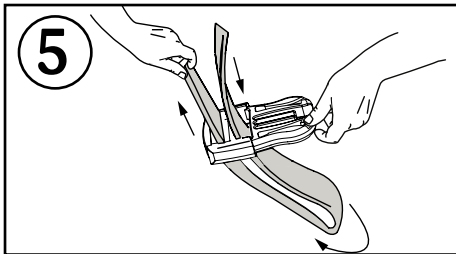
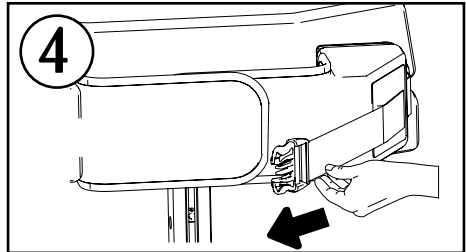
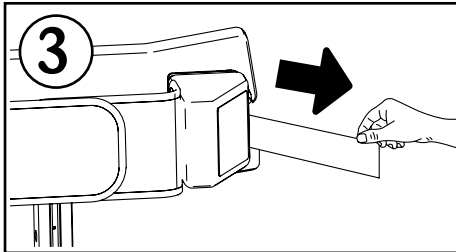
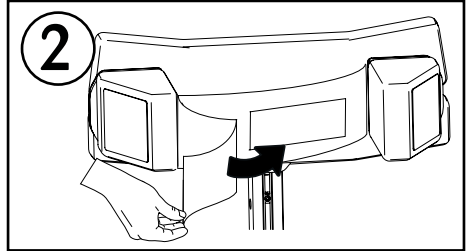
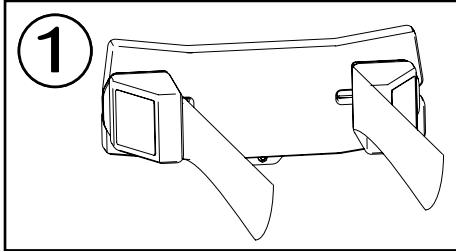


Jenx Limited, Wardsend Road, Sheffield S6 1RQ, United Kingdom
Tel: +44 (0) 114 285 3376
Email: export@jenx.com
www.jenx.com

JENX 
Positioning for life

Safety straps

correas de seguridad
cintas de segurança
cinghie di sicurezza
pasy bezpieczeñstwa



Jenx Limited, Wardsend Road, Sheffield S6 1RQ, United Kingdom
Tel: +44 (0) 114 285 3376
Email: export@jenx.com
www.jenx.com

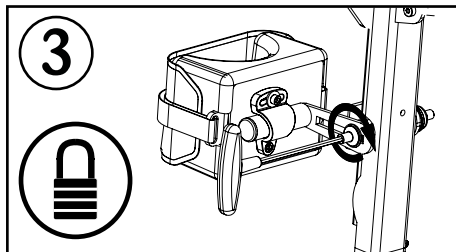
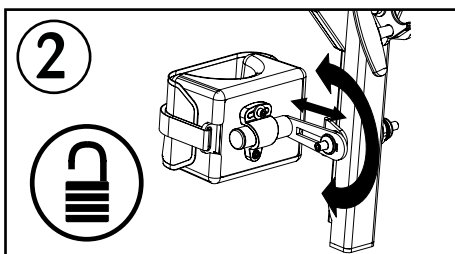
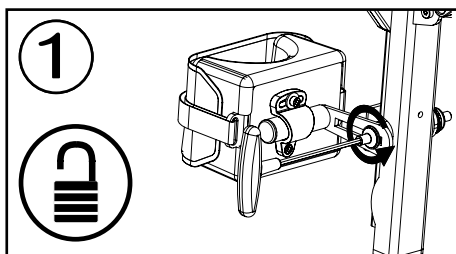
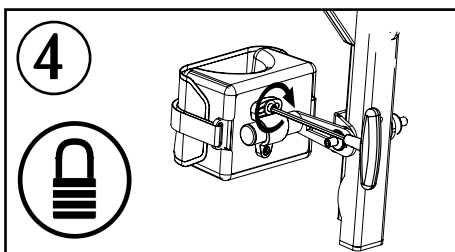
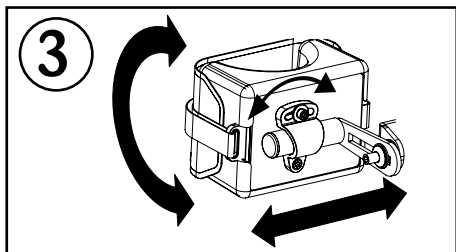
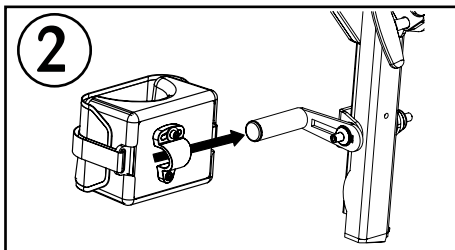
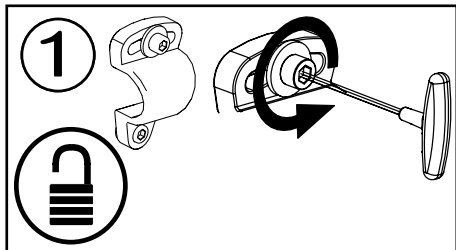
JENX[®] 
Positioning for life

Kneeblocks

bloque de la rodilla
blocco del ginocchio
bloco joelho
blok kolana

MB04-0*

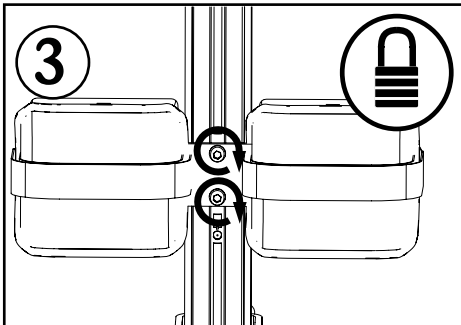
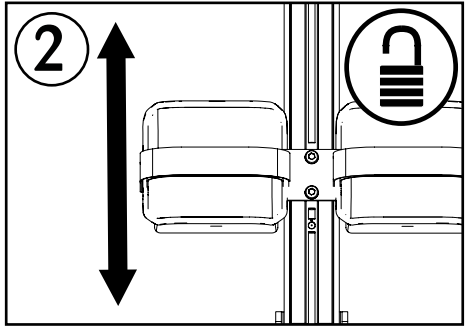
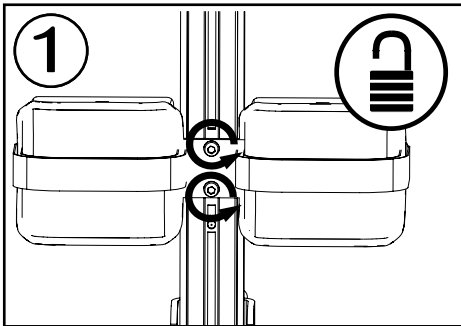
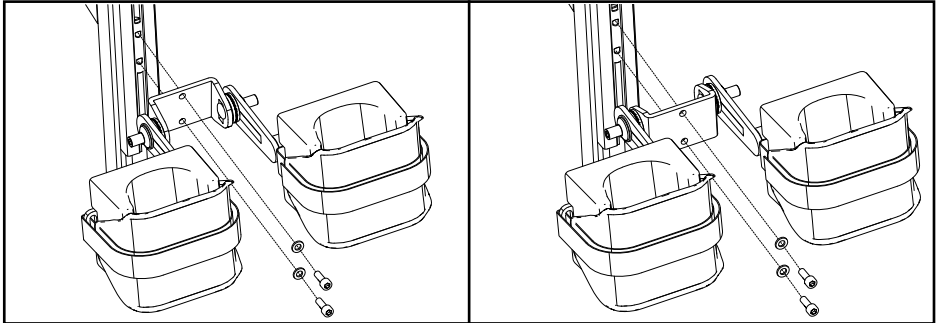
MB09-0*



Kneeblocks



bloque de la rodilla
blocco del ginocchio
bloco joelho
blok kolana



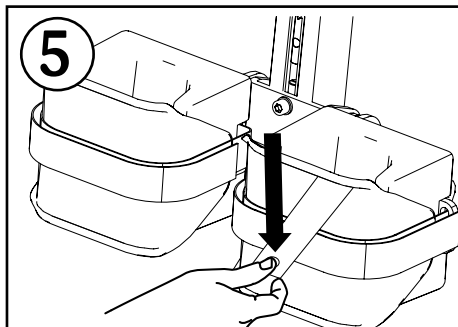
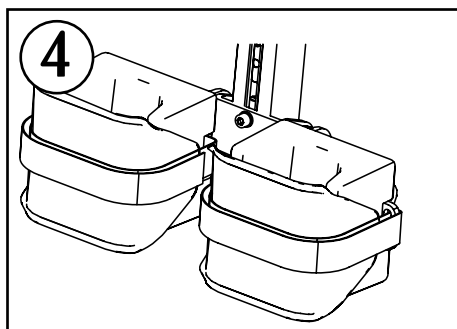
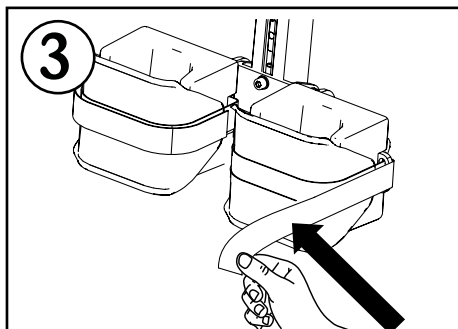
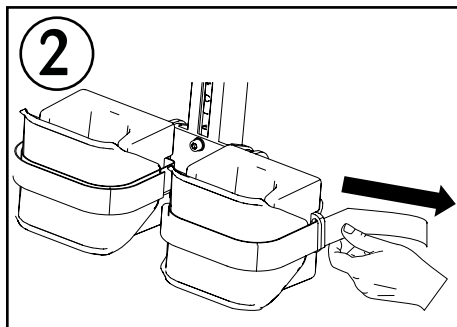
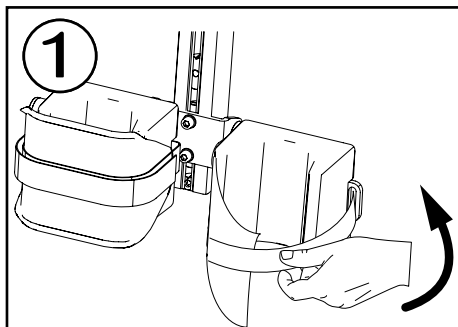
Jenx Limited, Wardsend Road, Sheffield S6 1RQ, United Kingdom
Tel: +44 (0) 114 285 3376
Email: export@jenx.com
www.jenx.com

JENX® 
Positioning for life

Kneeblock straps



correa de bloque de la rodilla
alça de bloco de joelho
cinturino blocco ginocchio
Pasek na kolana blok



Jenx Limited, Wardsend Road, Sheffield S6 1RQ, United Kingdom
Tel: +44 (0) 114 285 3376
Email: export@jenx.com
www.jenx.com

JENX[®] 
Positioning for life

Angle Adjustment

Ajuste del ángulo
Regolazione
Dell'angolo
Regulacja kąta

