



---

# Krabat Pirate

User manual



## Safety

All Krabat products are CE marked according to 93/42 / EØF, Class 1 of 14 June 1993 - Medical Device Directive. This certifies that it meets all relevant European safety requirements. This manual is approved according to these standards. The shelf life of the product corresponds to a lifespan of about 5 years under normal use. Then the product should be renovated by Krabat AS or an approved partner to extend the life. All service must be performed by Krabat or an authorized partner.

**Products with electrical components must be submitted to Krabat for a technical review / overhaul before it is sent out to use again.**



The CE-label is to be removed if the product is modified, or non-original parts are used!



Adjustments not described in Krabat user manuals shall only be carried out by Krabat, or by personel approved by Krabat.



Krabat products are not toys! Improper use may cause damage to both user and/ or the product.

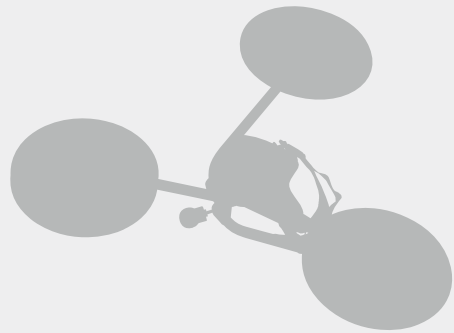


## Warranty

Krabat provide a guarantee of 2 years on all its products. This guarantee is aimed at defects in workmanship or materials. The guarantee may be reduced or waived if service or daily maintenance are not observed. It is the customer's responsibility to ensure that maintenance is carried out.

The warranty does not cover accidental damage, including damage caused by improper use or lack of maintenance. The warranty does not cover normal wear or wear parts.

The warranty is void if non-original parts, or if the product is repaired or modified by personel not approved by Krabat.



## krabat™ | Pirat

---

01.0	<b>General</b>	.....s.	<b>05</b>
02.0	<b>Main Components</b>	.....s.	<b>06</b>
03.0	<b>Use</b>	.....s.	<b>07</b>
04.0	<b>Adjustments/adaptations</b>	.....s.	<b>07</b>
07.0	<b>Accessories</b>	.....s.	<b>09</b>
08.0	<b>Maintenance</b>	.....s.	<b>11</b>
09.0	<b>Transport</b>	.....s.	<b>11</b>
10.0	<b>Warranty</b>	.....s.	<b>12</b>
11.0	<b>Notes</b>	.....s.	<b>14</b>





01

## General

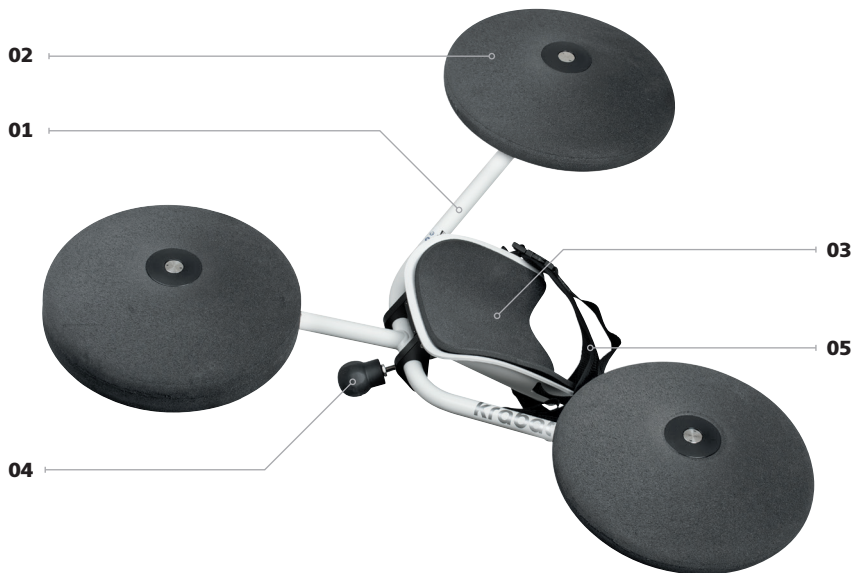
*The Krabat Pirate is a floating aid for training, therapy and games in water. It gives the child the opportunity to be independent and stimulates the child's self activity in water. The product gives the child the possibility to lie in a more active prone position, allowing them to have a better forward view of their surroundings and a better eye contact with their carer. The use of this aid should be determined by your local physiotherapist.*

The Krabat Pilot comes in two different sizes. Size 1 will accommodate children from age 2 years to approx 8 years old, and size 2 will accommodate children from

age approx 8 to 15 years old. The floating aid has got different positional equipment; trousers or thighstraps, both in two different sizes. Extra padding for the chest board or cover for the head support and floaters is available. The Krabat Pirate is made of solid materials that are corrosion free. It can be used in freshwater, pool water and saltwater. For hygienic reasons we recommend the use of bag for transport and storage.

To ensure an optimal use of the Krabat Pirate it is important to try out and adjust before use. Do not use the floating aid unless an individual trial has been carried out. Furthermore, do not let other children use the aid without an individual trial.

As children grow they will need another size of the floating aid or other adjustments. Contact your local physiotherapist if the product is not optimal, or if adjustments are needed.



02.0

## Main components

*Fig. 01  
Main components*

*The Krabat Pirate has got the following main components:*

- 01** Frame
- 02** Floaters
- 03** Padded chest board
- 04** Lever to adjust the angle of the chest board
- 05** Trousers or thighstraps



03.0

## Use

Put the Krabat Pirate in the water with the chest board facing upwards. Check that trousers or straps around thigh are fixed properly. Place the child in the prone position on the chest board, with the head on the front floater. Use the plastic buckles to fastened the trousers or straps around thighs. Adjust these by pulling the loose end of the straps. Keep a firm hold of the child until he or she is securely fastened. Never leave the child without adult supervision.

The chest board can be adjusted so the child is almost vertical in the water. The angle is adjusted by using the lever under the chest board. This operation can be done whilst the child is fastened to the floating aid.

04.0

## Individual adjustments and modifications

The child's weight and size changes as they grow. Simple adjustments to the position straps and angle of chest board can be done by a carer. If the product does not function optimally or if bigger adjustments are needed, contact your local physiotherapist. He or she can again contact Krabat AS or a representative for Krabat AS.

The size of the chest board defines size 1 or size 2. The frame is the same for both sizes.


**Check the video clip of Krabat Pirate on [www.krabat.com](http://www.krabat.com)**

05.0

## Adjusting the chest board

The chest board has two different height adjustments according to how high or low you want the child to be in the water. The height can be adjusted by changing the point where the chest board is fixed to the frame. There are two sets of holes that can be used. Loosen the 4 screws and tighten them in desired position. The upper sets of holes give the lower position in water and vice versa (fig. 02). This applies for both sizes 1 and 2. The same screws are used for the two different sizes of chest board.

The angle of the chest board can be adjusted from almost vertical position in the water to almost horizontal. Use the lever to adjust the chest board at the desired angle (fig. 03).



**Fig. 02**  
Two sets of holes



**Fig. 03**  
Lever

06.0


## Fixing and adjusting the trousers and thighstraps

The trousers have two sets of anchors (fig. 04), an outer and an inner set. Generally the outer set is for bigger children and the inner set for smaller children. This applies for both sizes.



**Fig. 04**  
*Anchors of the trousers*

The trousers can be attached in the two middle slits on the chest board only (fig. 05). This applies for both sizes.



**Fig. 05**  
*Fixing of trousers to the chest board*

Before you place a child in the Krabat Pirate the two plastic buckles should be detached (fig. 06). Place the child on the chest board and fastened the two plastic buckles. Adjust the length of the straps by pulling the loose end. This applies for both trousers and thighstraps.




**Fig. 06**  
*Fastening and adjusting of trousers and thighstraps*

The thighstraps have two sets of anchors (fig 07), an outer and an inner set. Generally the outer set is for bigger children and the inner set for smaller children. This applies for both sizes.



**Fig. 07**  
*Anchors of the thighstraps*

The thighstraps are fixed to the chest board in the same way as the trousers, but mainly in the outer slits (fig 08). This fixation allows more abduction at the hips. If desired, the middle slits of the chest board can be used.



**Fig. 08**  
*Fixing of the thighstraps to the chest board*





07.0

## Accessories

The Krabat Pirate can be delivered with individual accessories if needed.

07.1

### Backstrap

The backstrap comes in one size only. It can be attached to the chest board in two pre made slits.

*Fig. 09*  
Backstrap



The backstrap has a plastic buckle. Adjust the length by pulling the loose end of the strap.

*Fig. 10*  
Plastic buckle for backstrap



07.2

### Head support


Head support without cover.

*Fig. 11*  
Head support without cover



The head support can be taken on and off using the plastic buckles. Make sure the frame is pushed well into the pre made slit in the head support. Tighten the straps properly.

*Fig. 12*  
Hodestøtte med trekk, montert



07.3

## Cover and extra padding

The front floater and the head support can be delivered with a cover to reduce friction to the face and skin. The cover also prevents the child from biting the head support and front floater.

Put the cover over the front floater or head support and tighten the elastic band. The cover is mainly for the front floater, but can be used on all three.

The extra padding for the chest board can be used with or without the original padding.

**Fig. 13**

*Cover for the floater*

**Fig. 14**

*Extra padding for the chest board*



07.4

## Bag

A bag for transport and storage is available. The bag has large side pockets for swimwear and other items.

**Fig. 15**

*with shoulder straps for carrying*



Open bag.

**Fig. 16**

*Open bag*





Placing of the floating aid in the bag.

**Fig. 17**  
*Placing in bag*



Put the bag on the floor with the shoulder straps facing upwards. Place the Krabat Pirate in the bag with the chest board facing upwards, and close the bag. The bag is made of breathable material which allows the floating aid to dry the floating aid whilst in the bag.

**Fig. 18**  
*Ready packed in bag*



08.0

## Maintenance

Always rinse the product in fresh water after use. It can also be washed using mild soapy water. For hygienic reasons we recommend storage in the bag when the aid is not in use. Check the product for wear and tear on a regular basis. Do not use the floating aid if it is damaged.

09.0

## Transport

We recommend the use of the bag for general transport to avoid damages. If you want to send the product on an airplane it is important to use extra padding, and send it as special luggage.

## Warranty

Manufacturer of the Krobat products, Krobat AS – hereinafter referred to as KRABAT - having its place of business at Ravnsborgveien 56, 1395 Hvalstad, Asker, Norway – gives the purchaser of a KRABAT product the following product warranty, hereinafter referred to as the “WARRANTY”:

1. This WARRANTY is given upon the strict condition that the purchaser and any person that the purchaser gives access to the KRABAT product observe and adhere to the following SAFETY PRECAUTIONS:
  - I Always make sure to have read and understood the relevant user manual for the actual KRABAT product before taking into it use.
  - II The KRABAT product is only meant to be used for its intended purpose in accordance with the KRABAT user manual for the relevant KRABAT product.
  - III Never leave a child, or any other user, using the KRABAT product without proper adult supervision.
  - IV Always make sure that safety belts are properly fit and fastened and do not malfunction, as well as recheck the foresaid at regular intervals when the KRABAT product is in use.
  - V Always use the KRABAT product with due regard to the advice of your physiotherapist or occupational therapist.
  - VI Always remember that the KRABAT product is NOT a toy, and hence, never let a child, or any one else, play with the KRABAT product, as it can harm both persons and the product as well as causing damage.
  - VII Always – when not in use - store the KRABAT product in a safe manner in order for it not to be misused by anyone, and furthermore for the purpose of not exposing the KRABAT product to conditions that may harm it and/or its functions.
2. Subject to the terms and conditions of the WARRANTY, KRABAT warrants that the KRABAT product for a period of one (1) year (“the Warranty Period”) from the purchase of the KRABAT product, shall function in accordance with its intended purpose as set out in the KRABAT user manual following the actual KRABAT product purchased.
3. KRABAT will at its own cost either itself, or by assistance of a third party, within reasonable time offer assistance in order to remedy any defect of substance to the KRABAT product which occurs within the said Warranty Period, either by taking the unit in question for repair or by forwarding spares for replacement, provided, however, the purchaser of the KRABAT product without undue delay after having become aware of the defect(s), in writing has notified KRABAT or a representative authorized by KRABAT of the discovered defect(s). However, KRABAT retains the right at its sole discretion in lieu of performing remedial work to forward a new unit in lieu of the unit having defects or being defective. In respect of forwarding spare or replacement parts, or a new unit, KRABAT or its authorized representative, shall be deemed to have fulfilled its obligation in so far the part(s) or unit(s) in question are made available for collection at the offices from where the initial KRABAT product was sold.



- 
- 
4. In the event where a defect has not been successfully remedied,
    - I The purchaser shall be entitled to a reduction of the purchase price in proportion to the reduced value of the KRABAT product, provided that under no circumstances shall such reduction exceed fifteen per cent (15 %) of the purchase price for the said KRABAT product, or
    - II Where the defect is so material as to significantly deprive the purchaser of the benefit of the purpose of the purchase, the purchaser may terminate the purchase in respect of the defective KRABAT product. The purchaser shall then be entitled to actual loss suffered, if any, however, limited to a maximum of fifteen per cent (15 %) of the purchase price for the said KRABAT product.
  5. This WARRANTY does not give any guarantees apart from those expressly given under this WARRANTY.
  6. For avoidance of doubt This WARRANTY does not extend to any liability of KRABAT or its authorized representatives in respect of any indirect or consequential loss or damage suffered by the purchaser or any person the purchaser, either deliberately or undeliberately, gives access to the KRABAT product.
  7. This WARRANTY does not apply in so far that the KRABAT product is supplemented with or there are changed parts of the KRABAT product with parts not manufactured by KRABAT or with parts manufactured or provided by others and the use thereof is of not authorized in writing by KRABAT.
  8. KRABAT shall only be liable for defects which appear under conditions of operation or use provided for in the relevant user manual following the KRABAT product.
  9. KRABAT shall not be liable for defects which are caused by faulty maintenance, incorrect adjustments or faulty repair by any other person than KRABAT or representative authorized by KRABAT, or any alterations to the KRABAT product carried out without the prior written consent from KRABAT.
  10. This WARRANTY does not cover normal wear and tear.
  11. KRABAT shall not under any circumstances be liable for defects in any part of a KRABAT product for more than two (2) years from delivery.
  12. Save as set out above under this WARRANTY, KRABAT, as well as its authorized representatives, shall not be liable for any defects of the KRABAT product. This applies to any loss the defect may cause including loss of production, loss of profit and other indirect loss.





---

---

---

---

---

---

---

---

---

---

---

---

---

---

---

---

---



**krabat**<sup>™</sup>

**KRABAT AS**

Ravnsborgveien 56, 1395 Hvalstad

**Telefon:** +47 66 77 73 00

**Fax:** +47 66 77 73 01

[www.krabat.no](http://www.krabat.no)

© Krabat, April 2017

