

Seating

Standing

Sleeping

Therapy



Dreama™ by Jenx

The Dreama™ by Jenx is a support system for effective 24hr postural management, suitable for children and adults.

Key features

- Easy to use on a number of bed frames including profiling hospital beds.
- Allows for good ventilation and airflow
- Can be used to position the user in an abducted lying position to aid hip development
- Infinitely adjustable positions thanks to the uniquely designed glide lock system
- Easy to keep clean and hygienic

Age range: 9 months to Adult
Max user weight: 242lbs

Always Supportive...



EMAIL & WEB:

sales@adaptiveimports.com
www.adaptiveimports.com

PHONE & FAX:

Tel: (877) 767-9462
Fax: (877) 394-3465

ADDRESS:

2760 Circleport Dr.
Erlanger, KY 41018

distributors of

Dreama™ by Jenx

An Improved Quality of Life.

The Dreama™ system by Jenx is a key part of any 24hr postural management program.

Recognizing that abnormal and posturally destructive tone is present 24/7, the Dreama™ system follows on from support offered by conventional positioning. Utilizing a variety of available support and positioning pads, the system can be configured to support even the most complex of postures.


Supporting at risk limbs and reducing tonal spasms, the Dreama™ contributes towards more recuperative periods of rest, which in turn has a positive contribution towards minimizing the risk of muscular skeletal deformity.

Dreama™ can be used as a preventative system or to reduce the risk of further postural deterioration, and is appropriate for any age.

Dreama is ideal for any client who has a prescribed supported seating system and looks to maximize the positive impact of this system by continuing to work against the destructive influences of abnormal tone.

*Bed frame not included

showing the hugely effective way in which Dreama prevents a destructive posture and continues all the corrective and preventative work done by conventional 'daytime' seating positions.



INNOVATIVE FEATURE


Custom Profiles

The flexible aluminum base contours to create the lying surface of choice for each user, whether it's achieved by placing the base of Dreama™ on a profiling hospital bed or using rolls, wedges or cushions. This means it can be used for a range of different user requirements in a variety of environments (home, care homes, support centers etc).

INNOVATIVE FEATURE

Individual Covers

Individual covers mean any that are soiled can be removed and replaced without the need to remove the user from their bed, minimizing sleep disruption and the need for assisted transfers.



INNOVATIVE FEATURE

Glide-lock™ System

The unique Glide-lock™ system makes positioning simple! The base of the pad is inserted in to the channel on the base and the pad is gently pushed in to place. Once in place, simply let go and pushing on the pad won't cause it to move. To remove the pad, simply hold it and carefully slide it out. There are also 'Locking Feet', which can be screwed into place within the channels (they are removable and reusable) either to mark the place a pad should go (making it easier for carers to position a user) or to put behind the pad to prevent users with strong repetitive movements from gradually 'walking' the pad out of place during the night.

INNOVATIVE FEATURE

Modular Cushions

Each modular support cushion is 6" deep and upholstered in fire-retardant, water resistant, 2-way stretch, antibacterial fabric for infection control, as well as being breathable. The spaces between cushions allow airflow, helping to maintain a comfortable temperature. The individual cushions enable specific areas to be cleaned easily during the night with minimum disturbance.

INNOVATIVE FEATURE

Customizable and Configurable Positioning

Hundreds of individual specifications can be configured, specific to the user's needs. The extensive range of positioning options is possible because of the innovative modular system that allows the supports to slide easily into channels between the individual cushions. There are up to 16 available channels for the supports meaning that you can achieve exactly the position required.

Dreama™ 24 hour positioning system

INNOVATIVE FEATURE

Flexible Aluminum Base

The base is fixed to the bed using safety straps and the postural support cushions are then clipped into place.

Dreama™ by Jenx Technical Specification

	Units	Cot DC06	Twin Size DC15
Age Range (approx)	mo/ yrs	9 mo - 4 yrs	9 mo - adult
Base Size (length x width)	inch	47.2 x 22.1	78.7 x 35.4
Height Overall	inch	5.9	5.9
Single Cushion Unit size (length x width x depth)	inch	22 x 3.7 x 5.9	35.4 x 3.7 x 5.9
No. of Cushion Units supplied	single:double	8:2	16:2
Max User Weight	lbs	176	242










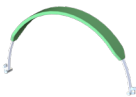


Dreama™ support with natural sheets

Includes:

- Flexible aluminum base
 - Full set of mattress cells
 - Full set of neutral covers
 - Pair of anchor straps
- *Bed frame not included

The Dreama™ is a modular product, allowing you to choose specific accessories to meet the exact requirements of each user.

Always Configurable Accessories

Description	Code	Dimensions	Neutral Covers for Dreama Accessories		
 <p>Support Pads Made from comfortable and hygienic PU and available in 4 sizes. Can be used with or without cover.</p>	<p>Small - DM08 Medium - DM09 Large - DM10 X Large - DM11</p>	<p>4"(l) x 3¼" (w) x 3¾"(h) 4"(l) x 3¼"(w) x 5½"(h) 8"(l) x 3½"(w) x 6½"(h) 8"(l) x 3½"(w) x 10½"(h)</p>	<p>Optional Neutral Cover Small - DU22 Medium - DU25 Large - DU28 X Large - DU31</p>	<p>Optional Memory Foam Pad Small DP01 Medium DP02 Large DP03 X Large DP04</p>	<p>Optional Cover for Memory Foam Pad Small DU70 Medium DU73 Large DU76 X Large DU94</p> <p><small>NB: If ordering optional Memory Foam Pad then choose only Optional Cover for Memory Foam pad not Optional Neutral Cover.</small></p>
 <p>Slim Support Pad Ideal for supporting the trunk, this slimmer version of the standard support pad allows for more comfortable arm positioning.</p>	<p>DM36</p>	<p>6¼"(h) x 4¼" (w)</p>	<p>Optional Neutral Cover DU96</p>	<p>Optional Padded Cover DU95</p>	
 <p>Abduction Block This can be used to ensure hips are abducted and the body is straight. Ideal for users with increase adductor tone to help with hip preservation.</p>	<p>Size 1 - DL06 Size 2 -DL07</p>	<p>5"(l) x 5¼"(w) x 8"(h) 8"(l) x 5¼"(w) x 9¾"(h)</p>	<p>Optional Neutral Cover Size 1 - DU52 Size 2 - DU55</p>		
 <p>Knee Supports (Pair) Use these to comfortably hold knees in a specified position.</p>	<p>Small - DL01 Large - DL02</p>	<p>3"(w) x 4"(d) x 2"(h) 4¼"(w) x 4"(d) x 4"(h)</p>	<p>Optional Neutral Cover Small - DU34 Large - DU37</p>		
 <p>Height Adjustable T-Roll Offers knee support and prevents scissoring. Asymmetrically adjustable with removable pommel.</p>	<p>DL03</p>	<p>20¾"(w) x 4¼"(d) x 4¾"(h)</p>	<p>Optional Neutral Cover DU61</p>		
 <p>Side Lying Pad Available in different thicknesses to encourage a neutral leg separation when side lying.</p>	<p>Size 2 - DP06 Size 3 - DP07</p>	<p>17½"(w) x 5½"(d) x 2"(h) 21¼"(w) x 6¼" d) x 3"(h)</p>	<p>Optional Neutral Cover Size 2 - DU132 Size 3 - DU133</p>		
 <p>Side Lying Support Strap Can be used to secure the upper leg when side lying. Requires use with 2 support pads.</p>	<p>Medium DU141</p>	<p>5½"(w) x 15¼"(l) x 2¼"(h)</p>	<p>Optional Neutral Cover Medium - DU143</p>		
 <p>Positioning Hoops A great functional item, to keep bedclothes away from the body or allow movement within a limited range for a comfortable night's sleep.</p>	<p>Small - DB01 Large - DB03</p>	<p>17"(l) x 2¾"(w) x 1"(h) 27½"(l) x 2¾"(w) x 1"(h)</p>	<p>Optional Neutral Cover Small - DU10 Large - DU16</p>		
 <p>Angle Adjustable Footrest Ingenuously designed to support feet in supine to prevent feet dropping.</p>	<p>DL05</p>		<p>Optional Neutral Cover DU67</p>		
 <p>Locking Feet (Set of 6) These useful items are used to mark the position where an accessory should be placed. It keeps accessories in place for users with high movement.</p>	<p>DL09</p>	<p>5½"(w) x 15¼"(l) x 2¼"(h)</p>			



EMAIL & WEB:
sales@adaptiveimports.com
www.adaptiveimports.com

PHONE & FAX:
Tel: (877) 767-9462
Fax: (877) 394-3465

ADDRESS:
2760 Circleport Dr.
Erlanger, KY 41018

distributors of

